

StraightLine Directional Drilling System

Model 2610
PARTS CATALOG



1450 South Spencer Road • P.O. Box 388 • Newton, Kansas 67114
Phone: (316) 283-5511 • (800) 654-3484 • Fax: (316) 283-5513

STRAIGHTLINE PARTS ORDERING INFORMATION

Quality

StraightLine Manufacturing, Inc. is dedicated to providing quality products and services to satisfy our customers' needs. Quality is the responsibility of every StraightLine employee. Our focus is on continuously improving and innovating quality products.

How To Order

Contact your local StraightLine Dealer or call:

StraightLine Manufacturing, Inc
1450 South Spencer Road,
P.O. Box 388
Newton, Kansas 67114 / USA

1-888-367-8564 (parts dept. only, Toll Free)
1-316-283-6666 (parts department Fax)
1-800-654-3484 (StraightLine - Toll Free)
1-316-283-5511 (StraightLine switchboard)

Please have the drill's and/or mud skid's serial number and use StraightLine part numbers when ordering. All customer orders will be invoiced through the respective StraightLine Dealer when applicable. Credit card orders are welcome.

Conditions of Sale -- Terms and Delivery

With approved credit, 30 day terms will be granted. A 2% discount is available for payments postmarked by the 10th day of invoice date. No discounts are allowed on freight.

Claims and Returns

In all cases, risk of loss and damage to goods in transit shall fall upon the purchaser. It is the purchasers' responsibility to file any loss or damage with the carrier. Inspect all shipments for damage upon receipt. If any damage is noticed with packaging or carton, do not sign for or accept it without the driver making a notation on the freight bill or receipt. After receiving the shipment, remove the goods and thoroughly inspect immediately. If any concealed damage is discovered, notify the delivering carrier immediately in writing. Do not move damaged merchandise until further inspection has been made. Save the carton and packing material for inspection. Do not attempt to return any goods to our factory without making prior arrangements with StraightLine Manufacturing, Inc. Claims for shortages or inaccurate filling of orders must be made within 15 days after receipt of goods.

All returns must have a returned goods authorization number (RGA number) regardless of the reason for

return. Please contact the StraightLine parts department for an RGA number. This number must appear on the outside of the box as well as on a tag attached to the individual part. There will be a restocking charge applied on any items returned for credit or exchange when the error is not ours. Goods must be in new and original condition.

Packaging

Returned goods must be properly and securely packed to avoid damage in shipment. Goods damaged in shipment due to poor or improper packaging will not be warranted. Proper storage and shipment of warranty parts is a customer responsibility. If any components are damaged by rain, mud, rust, poor packaging, etc., the purchaser will be charged for the part.

Inspection Charge

Goods returned for warranty consideration, inspection, and/or testing, and found to be in acceptable working condition, or if the cause of failure is determined not to be a valid warranty issue, will be subject to a minimum \$25.00 inspection and handling charge for each item.

Replacement Part Warranty

Warranty allowance on service parts is based on 90 days from the purchase date to the original purchaser. There is no warranty on ground engaging tools. Warranty credit will be based on invoice price.

Genuine StraightLine parts that are replaced under this warranty and installed by an authorized StraightLine Dealer, StraightLine Service Center, or StraightLine Service Representative will be repaired or replaced, with a new or remanufactured part as StraightLine elects, if a defect in materials or workmanship appears during the period of coverage. No allowance will be made for labor to remove or install the part during the 90 day warranty period.

SPECIFIC POLICIES AND PROCEDURES FOR THE OPERATION OF THIS WARRANTY ARE SET FORTH IN STRAIGHTLINE'S NEW EQUIPMENT "WARRANTY POLICY" AND IN STRAIGHTLINE'S DEALER WARRANTY SERVICE - "POLICIES & PROCEDURES MANUAL".

STRAIGHTLINE WARRANTY INFORMATION SUMMARY

New Equipment Warranty

StraightLine Manufacturing, Inc. (Herein referred to as "StraightLine") warrants to the original owner each item of new equipment of its own manufacture against defective workmanship and material, under normal use and service, but not against damage of any kind resulting from misuse, neglect, abuse, improper use or maintenance. Units which have been used for demonstration purposes for less than 100 hours are "new" for this purpose.

Warranty Period

The warranty period to the original retail purchaser is twelve (12) months or 1,000 hours after date of delivery, whichever expires first. Ninety days on Service Parts (See the StraightLine Policies and Procedures Manual and the StraightLine New Equipment Warranty Policy for complete warranty information). This warranty is made to the original owner of new StraightLine equipment and is not transferable.

ALERT: StraightLine warranties are activated by receipt of the New Product Warranty Registration form which is sent with each new product. Registration forms on all new equipment must be completed and on file at StraightLine Manufacturing within fifteen (15) days of the date of delivery to the first purchaser. Failure to file will result in no warranty reimbursements.

Coverage

All parts which are defective in material or workmanship except component parts separately warranted by the original manufacturer will be repaired or replaced, at StraightLine's option. StraightLine will pay the cost of labor deemed reasonably necessary by StraightLine, to install any repaired or replaced part provided under this warranty, when labor is performed by authorized StraightLine personnel. The remedies set forth in this paragraph are exclusive and correction by StraightLine of product non-conformities in the manner provided above shall constitute fulfillment of all liabilities and obligations of StraightLine to those entitled to the benefit of this warranty. Warranty will not apply if failure is due to normal wear, exposure, accident, neglect, or improper protection, improper maintenance, improper winterizing and storage, or improper use.

Exclusions

This warranty shall not apply to general maintenance services or expendable replacement items. In addition, this warranty shall not apply to equipment not manufactured by StraightLine which is covered only by the warranty, if any, of its manufacturer. StraightLine reserves the right to discontinue models or options at any time or to change specifications, materials, or designs without notice and without incurring obligation.

Owner Responsibility

The owner is responsible for proper maintenance of the product. Any improper use, including failure to provide proper maintenance, operation after discovery of defective or worn parts, or operation beyond rated capacity shall void this warranty. This warranty shall not apply to any equipment which has been tampered with or altered after leaving our control, including but not limited to: foreign materials in the fluid system, pressure and speed in excess of published and recommended maximum, and damages resulting from repair by anyone except authorized StraightLine personnel. Charges for pick up, delivery, mileage, hauling, overtime, and service calls are not covered by this warranty.

Remedies Exclusive

The only remedies purchaser has in connection with the breach or performance of any warranty on StraightLine equipment are the remedies set forth above. StraightLine will not be responsible for any duty, taxes or other changes or liable for incidental or consequential damages, including, but not limited to, loss of profits, rental of substitute equipment, delay or other commercial loss. StraightLine's liability in all events is limited to the value of the product involved.

No Modification of Warranty

No StraightLine employee, representative or dealer is authorized to modify or change this warranty in any way or grant any other warranty unless the modification or change is made in writing and signed by an officer of StraightLine.

Drilling Fluid Circuit

All components of the drilling fluid circuit such as, but not limited to: The drilling fluid swivel, drilling fluid mixing/circulating pump, drilling fluid pressure pump, and related couplers, valves, seats, packings, seals, relief valves, bearings, shafts, housings, jets, etc., come in contact with an abrasive media when using Bentonite. These components are unquestionably wear items and are not covered under warranty.

Expendable Wear Items

Repair or replacement of expendable and normal wear items such as, but not limited to: Drill stem, ground engaging tools, bits, stakes, augers, saver subs, wrench jaws, cogs, and bodies, loose electrical wires, electrical umbilical cords and connectors, couplers, engine oil and filters, fuel filters, drill fluid strainers or filters, hydraulic oil and filters, drill fluid hoses and couplers, O-rings, roller chains and connector or repair links, sprockets, etc. will not be covered under this warranty. Warranty will not apply if failure is due to normal wear, exposure, accident, neglect, abuse, or improper protection, improper maintenance, improper winterization and storage, or improper use.

Limitations of Warranties and Applicable Law

Where permitted by law, StraightLine's warranty is expressly limited to the conditions as stated in this warranty. There are no warranties which extend beyond the description on the face of this warranty and/or StraightLine's New Equipment Warranty Policy. This warranty is issued by StraightLine at Newton Kansas and shall be governed by and interpreted in accordance with the laws of the state of Kansas.

FOR COMPLETE AND SPECIFIC WARRANTY INFORMATION REGARDING NEW STRAIGHTLINE EQUIPMENT, SEE THE "NEW EQUIPMENT WARRANTY POLICY" THAT IS FURNISHED WITH EACH PIECE OF NEW STRAIGHTLINE EQUIPMENT WHEN IT IS DELIVERED TO THE ORIGINAL PURCHASER. THIS PAGE IS BASICALLY A SUMMARY OF THAT POLICY.

SPECIFIC POLICIES AND PROCEDURES FOR THE OPERATION OF THIS WARRANTY ARE SET FORTH IN STRAIGHTLINE'S DEALER WARRANTY SERVICE "POLICIES AND PROCEDURES MANUAL".

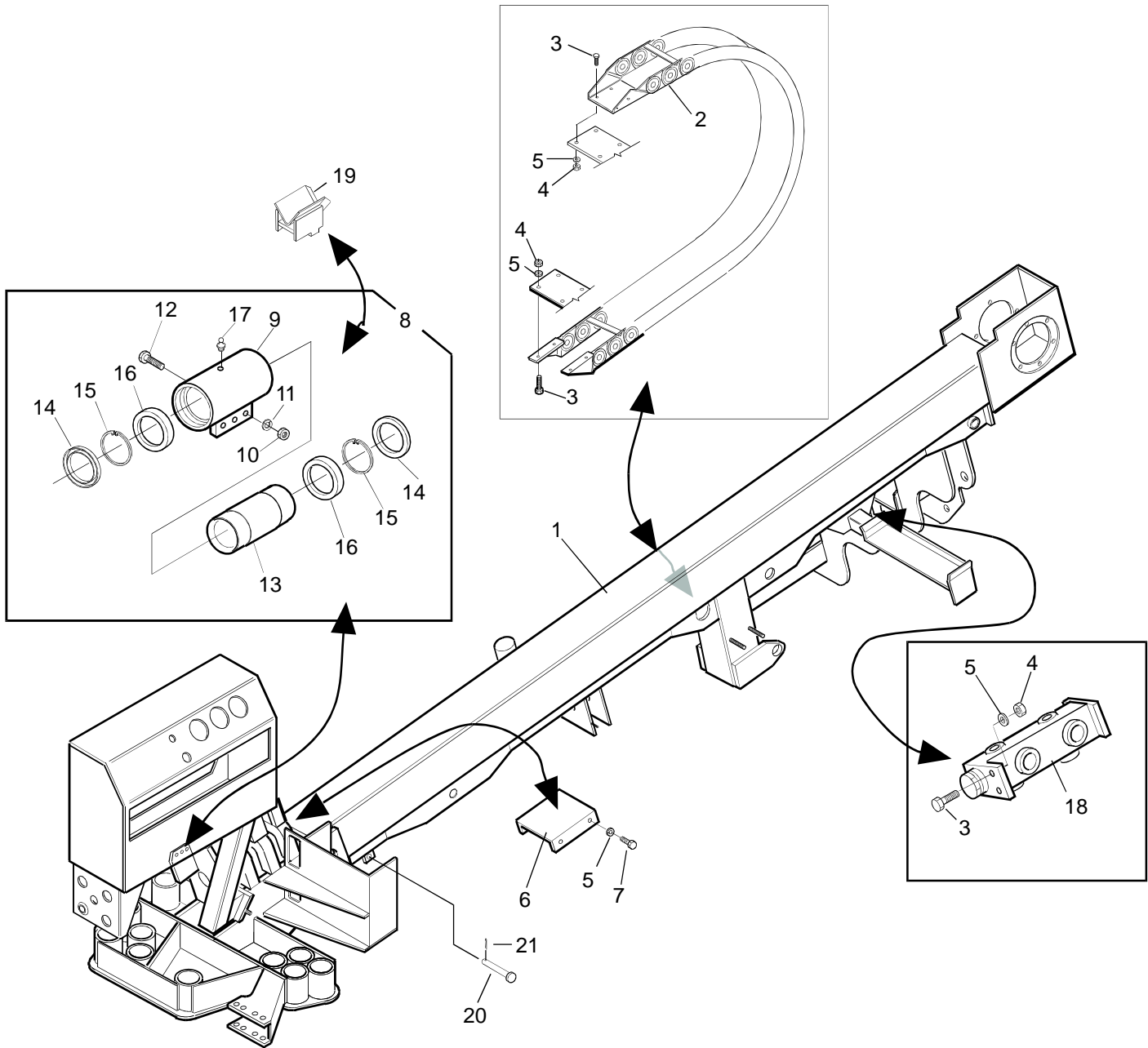
IMPLIED WARRANTIES OF MERCHANTABILITY AND FITNESS ARE EXPRESSLY EXCLUDED BY STRAIGHTLINE.

Table of Contents

Section	Description	Page
1. Drill Frame:	Drill Frame Assembly.....	3
	Idler Sprocket.....	5
	Breakout Wrenches Assembly.....	7
	Frame Leveling Assembly.....	9
	Thrust Motor Assembly.....	11
	Pipe Rack Assembly.....	13
	Carriage Assembly.....	15
	Carriage Shaft Assembly.....	17
	Mud Swivel Assembly.....	19
	Hydraulic Control Housing and Assembly.....	21
	Control Panel Hydraulic Valves.....	23
	Controls Electrical.....	25
	Seat Assembly.....	27
	Pipe Handler Assembly.....	29
	Pipe Handler Jaws.....	31
	Track Frame.....	33
	Track Idler / Chain.....	35
	Track Drive Motor.....	37
	Track Control Valve.....	39
	Stake Down Equipment.....	41
2. Trailer:	Power Unit Assembly.....	45
	Power Unit Assembly (continued).....	47
	Mud Pump Assembly - FMC.....	49
	Trailer Mud Piping.....	Add.b
	Trailer Hydraulic Piping w/ L0614 FMC.....	51
	Trailer Hydraulic Piping w/ M0612 FMC.....	53
3. Appendix:	Mud Mixing Skid - Mission.....	57
	Mixing Pump Assembly - Mission.....	59
	Mud Mixer Piping Plumbing.....	61
	Hydraulic Schematic - Drill Frame	62
	Hydraulic Schematic - Trailer.....	63
	Electrical Schematic.....	64

Section 1: Drill Frame

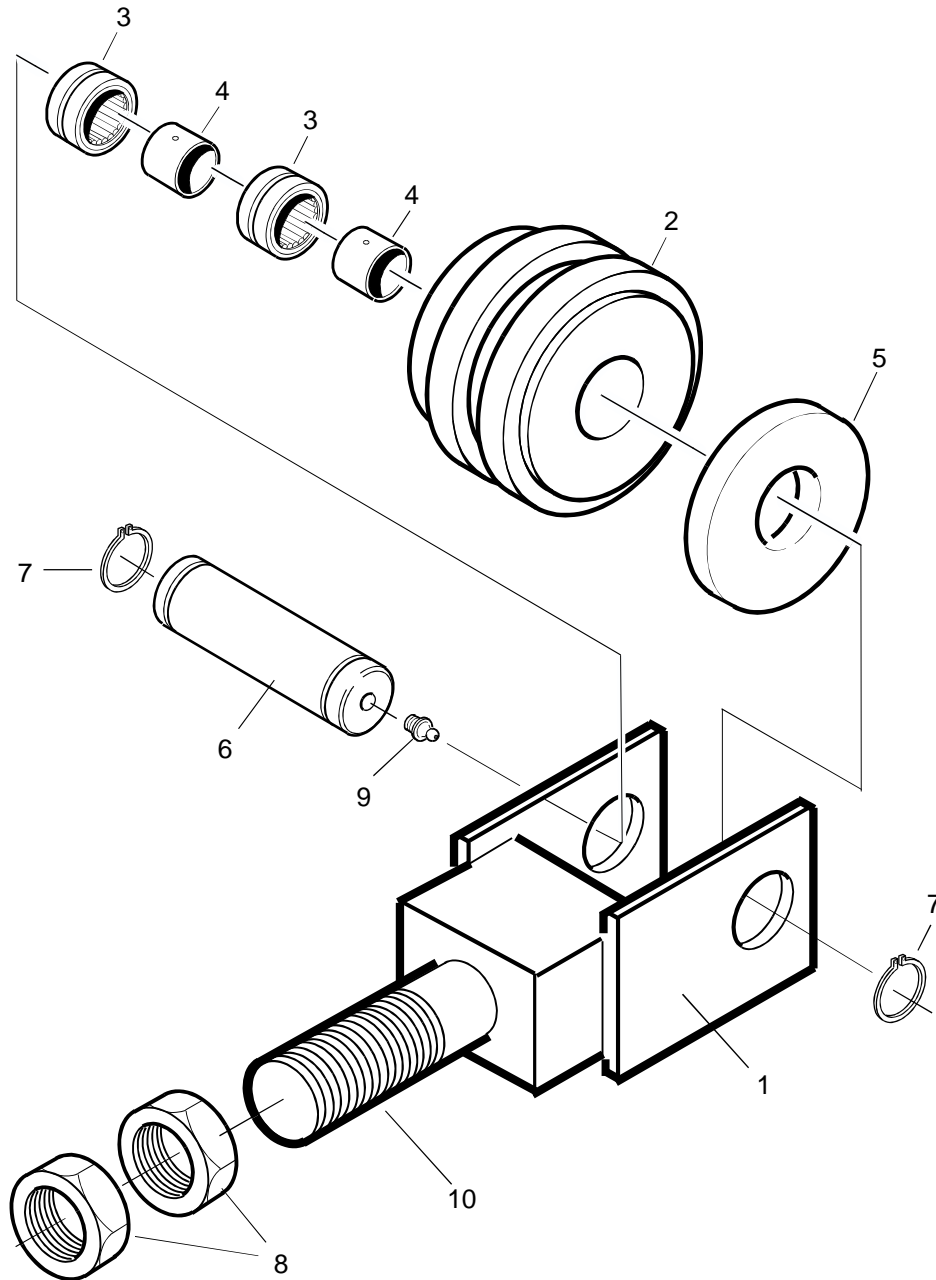
Drill Frame Assembly



Drill Frame Assembly Parts List

<u>Item</u>	<u>Part Number</u>	<u>Description</u>	<u>Qty</u>
-	236-6407-04	Drill Frame Assembly	-
1	236-4492-04	Drill Frame	1
2	236-6502-02	Gore Tube	1
3	3816X1HB	Bolt	10
4	3816HN	Nut	10
5	38LW	Lockwasher	12
6	236-4628-04	Chain Guard	1
7	3816X114HB	Bolt	2
8	236-5815-04	Pipe Guide Assembly	1
9	236-5829-04	Pipe Guide	1
10	1213HN	Nut	3
11	12LW	Lockwasher	3
12	1213X214HB	Bolt	3
13	236-5828-04		1
14	236-5826-02	Pipe Guide Tube	2
15	236-5827-02		2
16	236-5825-02	Seal	2
17	236-1988-02		1
18	236-6352-04	Retaining Ring	1
19	236-6061-04	Bearing	1
20	236-5565-04	Zerk	1
21	205-104-02	Manifold	1

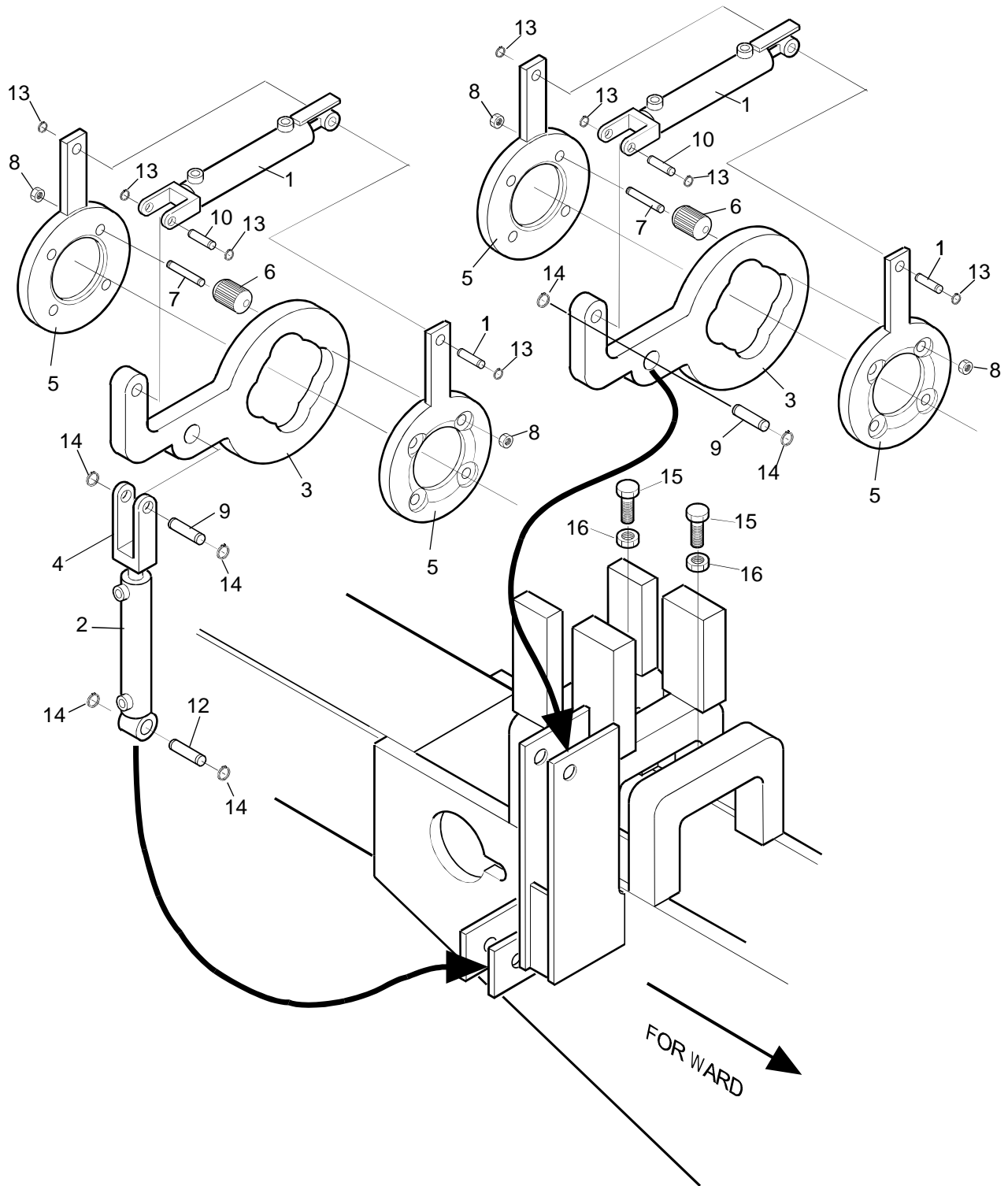
Idler Sprocket



Idler Sprocket Parts List

<u>Item</u>	<u>Part Number</u>	<u>Description</u>	<u>Qty</u>
-	236-6624-04	Idler Roller Assembly	-
1	236-4463-04	Sprocket Mount	1
2	236-6629-04	Sprocket	1
3	236-4457-02	Bearing	2
4	236-4458-02	Race	2
5	701-4460-04	Spacer	1
6	236-4462-04	Shaft	1
7	236-4459-02	Snap Ring	2
8	236-4713-02	Hex Nut	2
9	701-127-02	Zerk	1
10	236-4464-04	Shaft	1

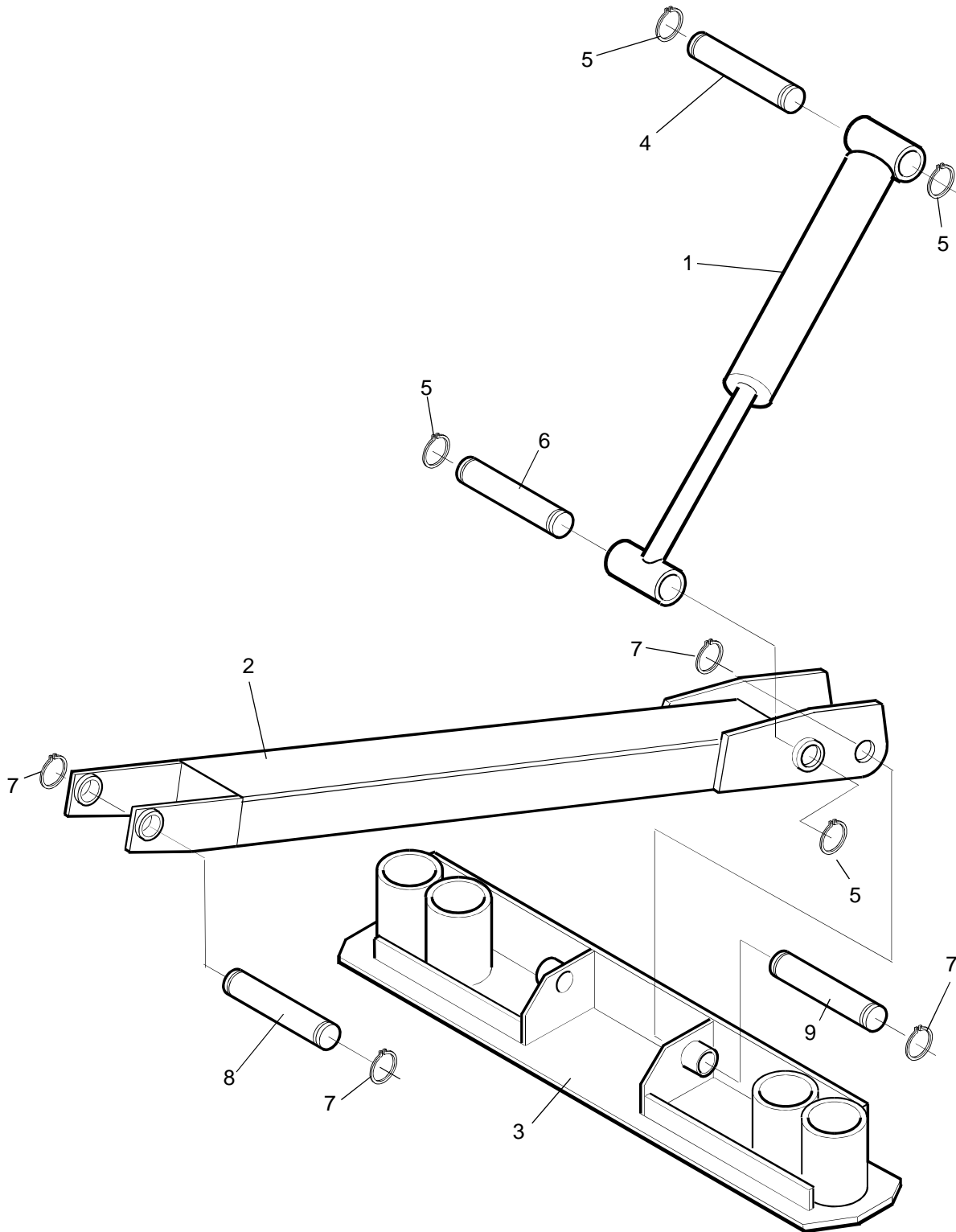
Breakout Wrenches Assembly



Breakout Wrenches Parts List

<u>Item</u>	<u>Part Number</u>	<u>Description</u>	<u>Qty</u>
-	236-4332-04	Break Out Wrench Assembly	-
1	236-4430-02	Cylinder	2
ref.	236-5949-02	Seal Kit	ref
2	236-4431-02	Cylinder	1
ref.	236-5950-02	Seal Kit	ref
3	236-4334-04	Wrench Body	2
4	236-4439-04	Clevis	1
5	236-4335-04	Wrench Plate	4
6	236-4440-04	Cog	8
7	236-0789-04	Cog Shaft	8
8	236-2926-02	Lock Nut	16
9	236-4426-04	Pin	2
10	236-4425-04	Pin	2
11	236-4424-04		2
12	236-4427-04	Pin	1
13	701-632-02		8
14	701-630-02	Pin	6
15	1213X112HB	Retaining Ring	2
16	1213HJN	Retaining Ring	2
		Bolt	
		Jam Nut	

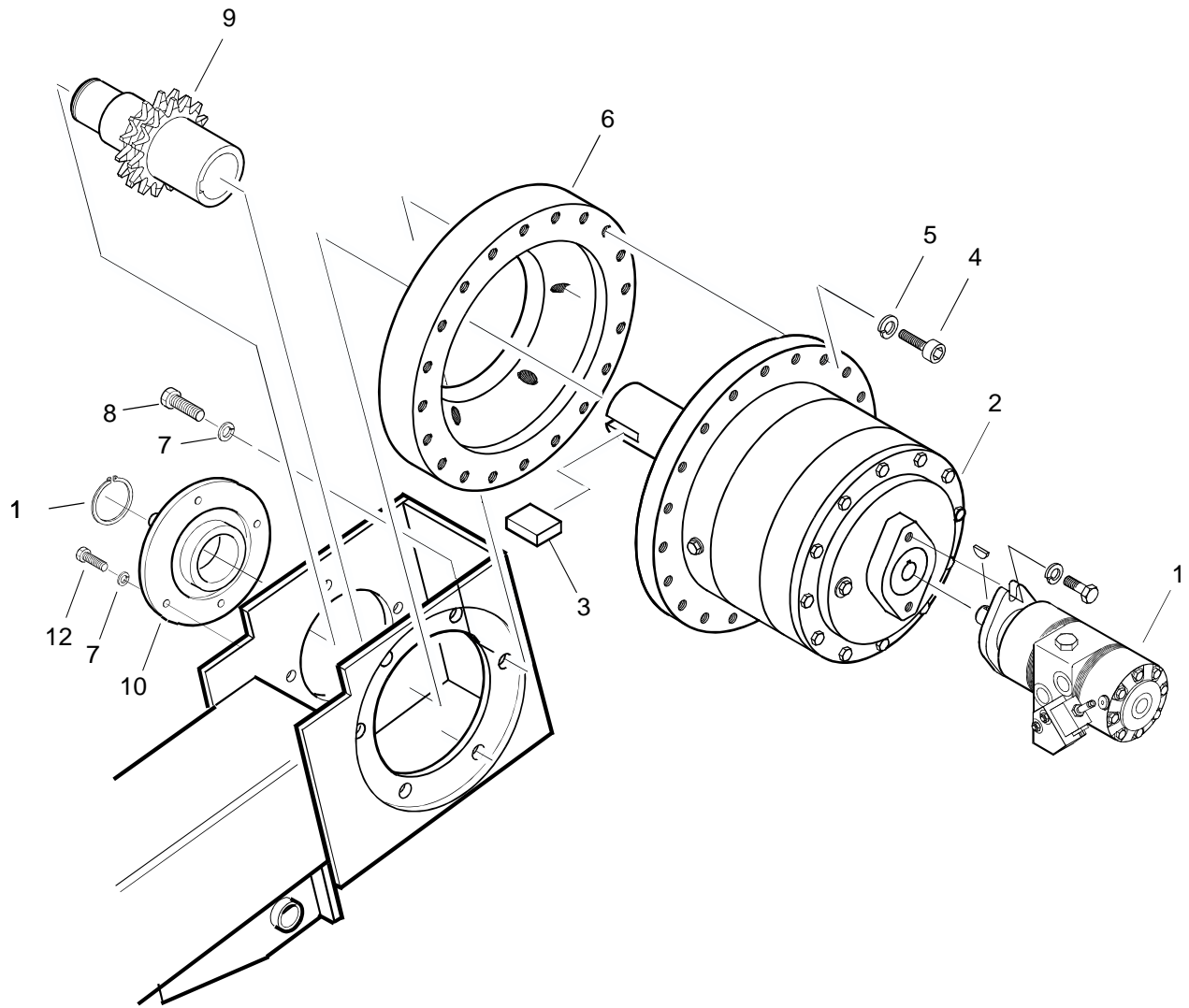
Frame Leveling Assembly



Frame Leveling Assembly Parts List

<u>Item</u>	<u>Part Number</u>	<u>Description</u>	<u>Qty</u>
-	236-4631-04	Frame Leveling Assembly	-
1	236-4636-02	Cylinder	1
ref.	236-5951-02	Seal Kit	ref
2	236-4635-04	Rear Leg	1
3	236-4637-04	Rear Foot	1
4	236-4642-04	Cylinder Pin	1
5	236-3684-02	Retaining Ring	4
6	236-4641-04	Cylinder Pin	1
7	236-4639-02	Retaining Ring	4
8	236-4638-04	Pin	1
9	236-4640-04	Pin	1

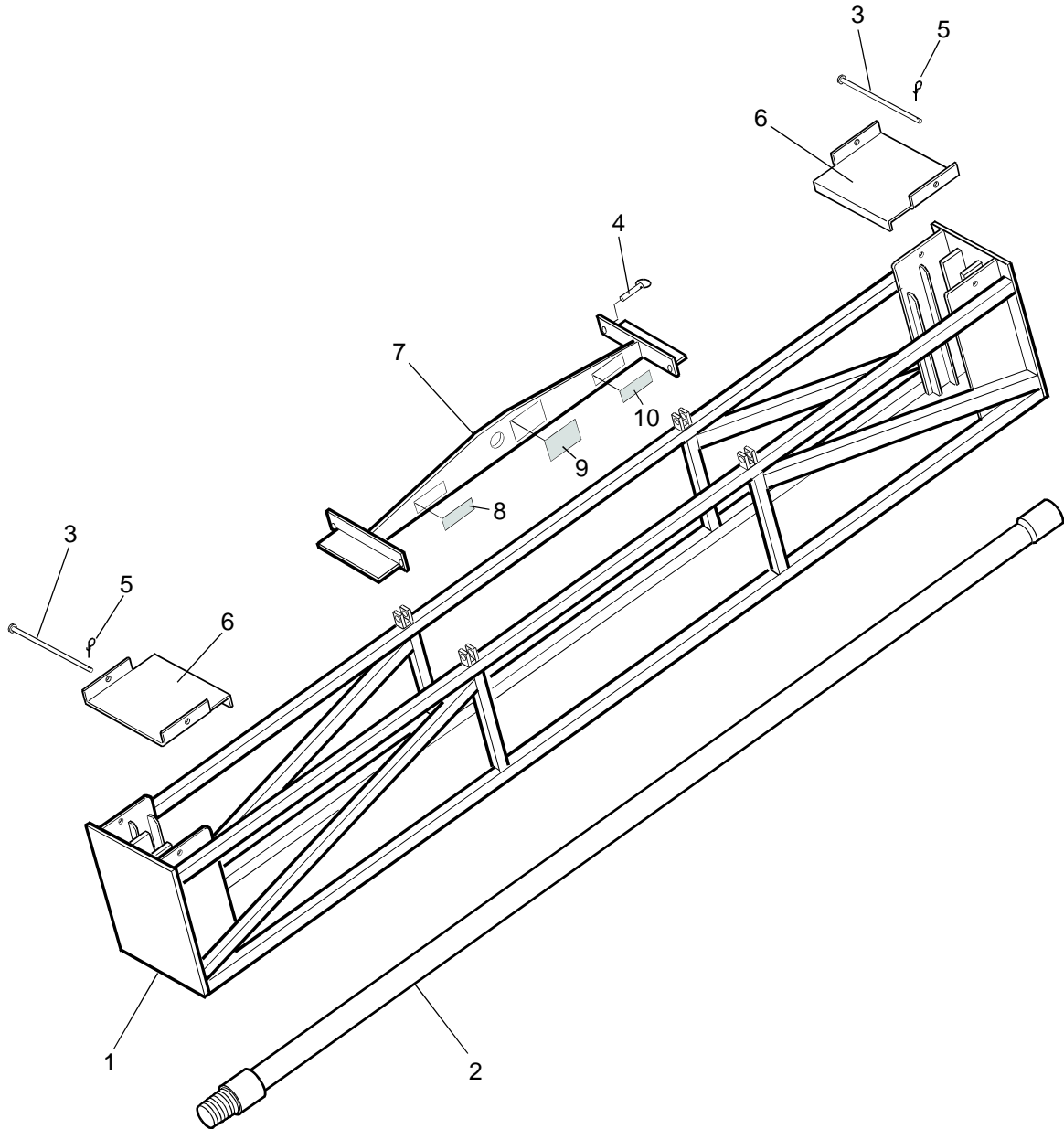
Thrust Motor Assembly



Thrust Motor Assembly Parts List

<u>Item</u>	<u>Part Number</u>	<u>Description</u>	<u>Qty</u>
1.....	236-7164-02.....	Hydraulic Motor - White.....	1
ref.....	236-7750-02.....	Seal Kit.....	ref
ref.....	236-9438-04.....	Upgrade Kit To White Motor.....	ref
		includes: Hydraulic Motor.....	ref
		SAE "A" Mounting Flange.....	ref
2.....	236-6633-02.....	Gear box.....	1
3.....	236-6622-04.....	Key.....	1
4.....	5811X3SHCS.....	Bolt.....	20
5.....	58LW.....	Lock Washer.....	20
6.....	236-6621-04.....	Adapter.....	1
7.....	34LW.....	Lock Washer.....	6
8.....	3410X112HB.....	Bolt.....	6
9.....	236-6620-04.....	Shaft,Sprocket.....	1
10.....	236-4690-02.....		1
11.....	236-4689-02.....	Flange	1
12.....	3410X212HB.....	Bearing.....	4
		Snap	
		Ring.....	
		Bolt.....	

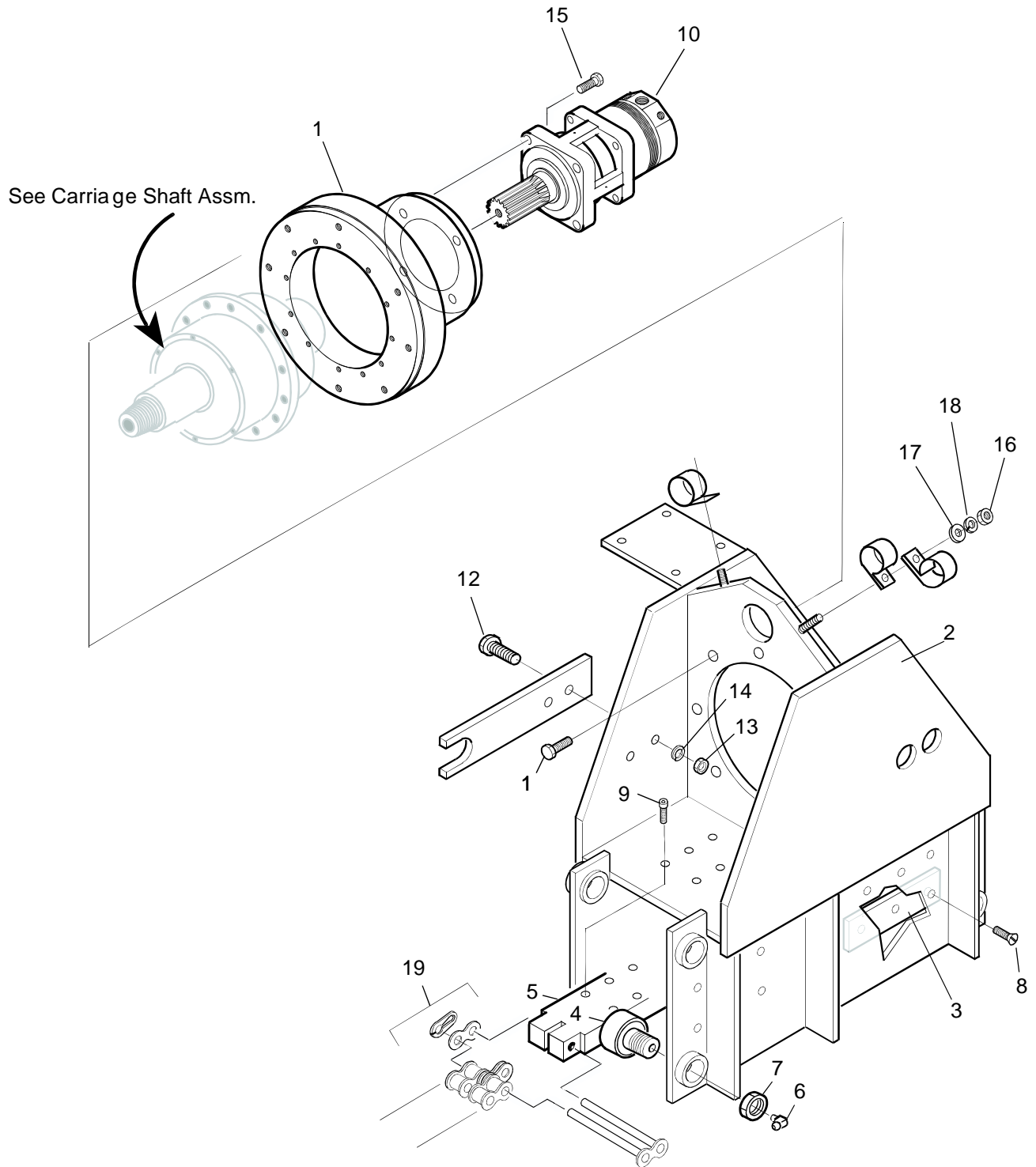
Pipe Rack Assembly



Pipe Rack Assembly Parts List

<u>Item</u>	<u>Part Number</u>	<u>Description</u>	<u>Qty</u>
-	236-7342-04	Pipe Rack Assembly	-
1	236-4662-04	Pipe Rack Weldment	1
2	236-5465-04	Drill Pipe - 2 1/2" Dia Tube	15
2a	236-9054-04	Drill Pipe - 2 1/4" Dia. Tube	15
3	236-4663-04	Pin	2
4	236-1281-02	Pin, Snapper	4
5	236-3649-02	Pin, Lock	2
6	236-4685-04	Cover	2
7	236-5468-04	Lift Bracket	1
8	236-5633-02	Decal	2
9	236-5635-02	Decal	2
10	236-5634-02	Decal	2

Carriage Assembly



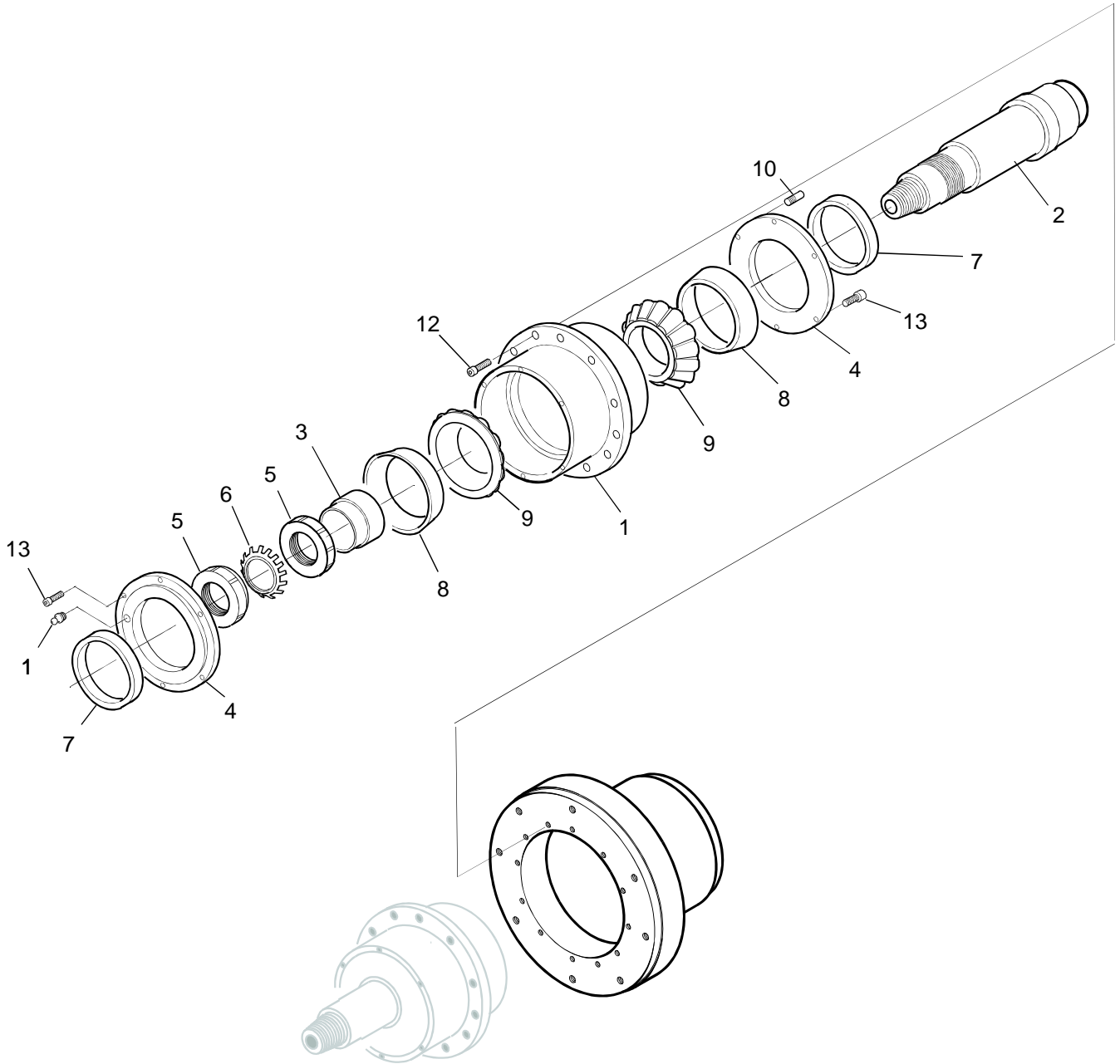
Carriage Assembly Parts List

<u>Item</u>	<u>Part Number</u>	<u>Description</u>	<u>Qty</u>
-	236-6608-04	Carriage Assembly	-
1	236-6572-04	Mount, Gear Box	1
2	236-4227-04	Weldment, Carriage Frame	1
3	236-0599-04	Strip, Rub	8
4	236-4270-02	Roller	8
5	236-6609-04	Anchor Chain	1
6	236-4304-02	Zerk	8
7	11412HN	Nut	8
8	51618X34BFHS	Brass Screw	24
9	3816X112SHCS	Bolt, SHCS	10
10	236-6582-02	Motor, Rotation	1
ref.	236-9039-02	Seal Kit	ref
11	91612X134HB	Bolt	1
12	1213X134HB	Bolt	8
13	1213HN	Nut	2
14	12LW	Lock Washer	2
15	5811X134HB	Bolt	4
16	51618HN	Nut	2
17	516FW	Flat Washer	2
18	516LW	Lock Washer	2
19	236-6503-02	Roller Chain	1

Carriage Assembly Parts List

<u>Item</u>	<u>Part Number</u>	<u>Description</u>	<u>Qty</u>
-	236-6608-04	Carriage Assembly	-
1	236-6572-04	Mount, Gear Box	1
2	236-4227-04	Weldment, Carriage Frame	1
3	236-0599-04	Strip, Rub	8
4	236-4270-02	Roller	8
5	236-6609-04	Anchor Chain	1
6	236-4304-02	Zerk	8
7	11412HN	Nut	8
8	51618X34BFHS	Brass Screw	24
9	3816X112SHCS	Bolt, SHCS	10
10	236-6582-02	Motor, Rotation	1
ref.	236-9039-02	Seal Kit	ref
11	91612X134HB	Bolt	1
12	1213X134HB	Bolt	8
13	1213HN	Nut	2
14	12LW	Lock Washer	2
15	5811X134HB	Bolt	4
16	51618HN	Nut	2
17	516FW	Flat Washer	2
18	516LW	Lock Washer	2
19	236-6503-02	Roller Chain	1

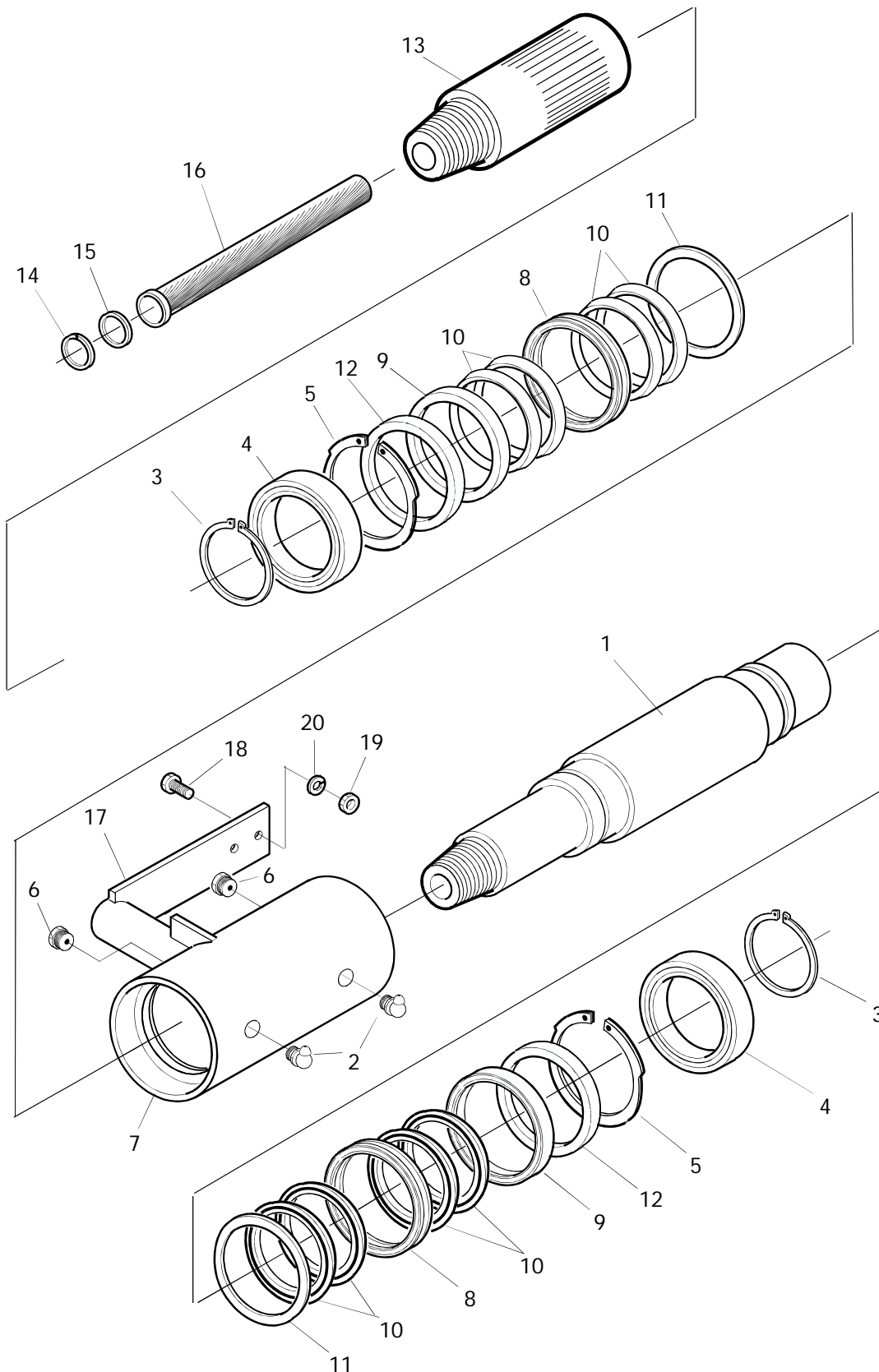
Carriage Shaft Assembly



Carriage Shaft Assembly Parts List

<u>Item</u>	<u>Part Number</u>	<u>Description</u>	<u>Qty</u>
1.....	236-4180-04.....	Bearing Housing.....	1
2.....	236-6571-04.....	Carriage Shaft.....	1
3.....	236-0586-04.....	Bearing Spacer.....	1
4.....	236-0585-04.....	Seal Housing.....	2
5.....	236-0539-02.....	Lock Nut.....	2
6.....	236-0540-02.....	Lock Washer.....	1
7.....	236-0541-02.....	Seal.....	2
8.....	236-0542-02.....	Bearing Cone.....	2
9.....	236-0543-02.....	Bearing Cup.....	2
10.....	236-3726-02.....	Grease Relief Valve.....	1
11.....	701-127-02.....	Zerk.....	1
12.....	71614X112SHCS.....	Bolt.....	12
13.....	701-110-02.....	Bolt.....	12

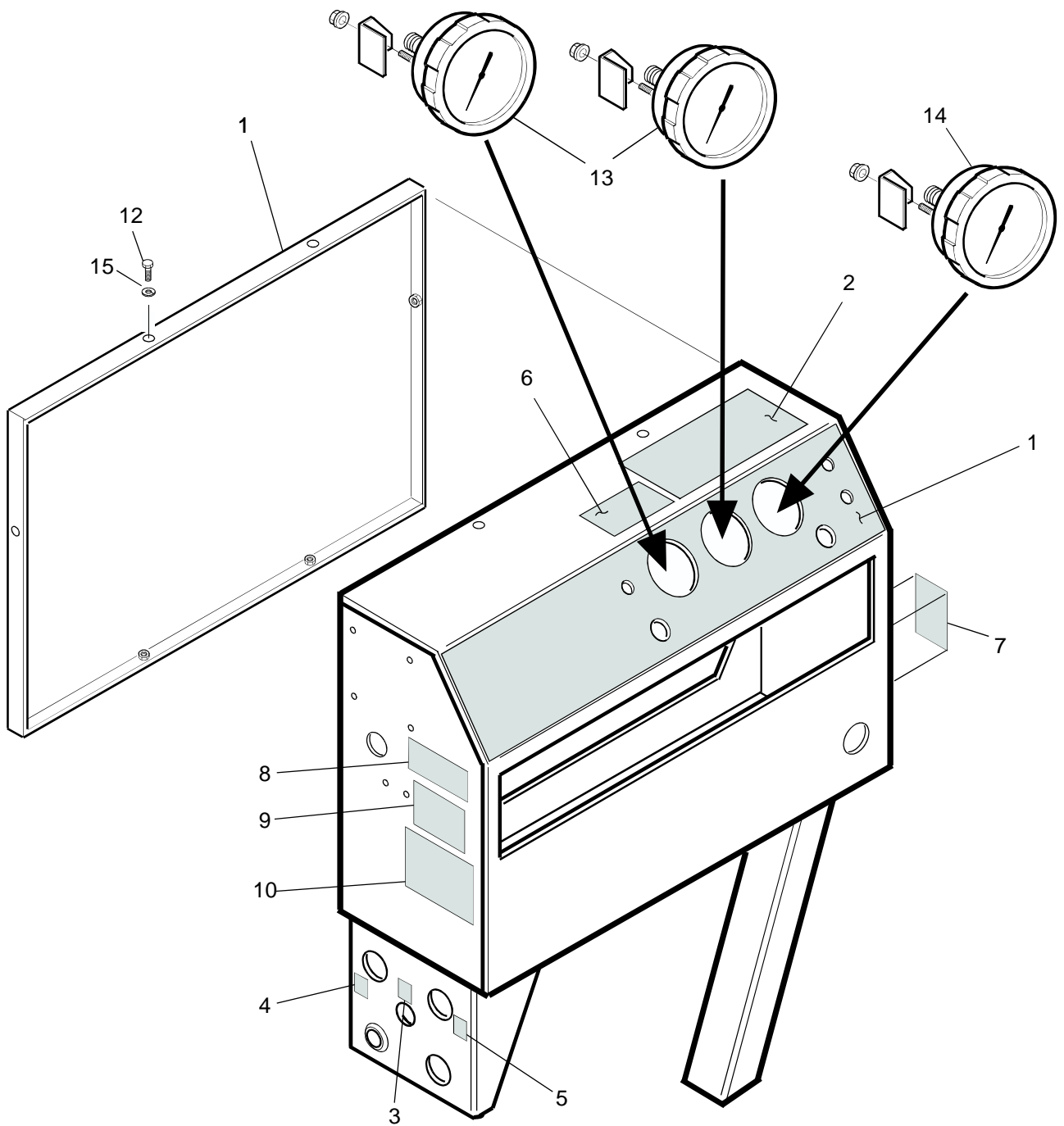
Mud Swivel Assembly



Mud Swivel Assembly Parts List

<u>Item</u>	<u>Part Number</u>	<u>Description</u>	<u>Qty</u>
-	236-4182-04	Swivel Assembly	-
ref.	236-6269-04	Swivel Repair Kit (includes * marked items)	ref
1	236-4188-04	Shaft	1
2	701-126-02	Zerk	2
3	236-4192-02	*Retaining Ring	2
4	236-4194-02	Bearing	2
5	236-4193-02	*Retaining Ring	2
6	236-3726-02	Relief Valve	2
7	236-4186-04	Swivel Housing	1
8	236-4198-04	Ring	2
9	236-4221-04	Ring	2
10	236-4195-02	*Vee	8
11	236-4196-02	Ring	2
12	236-9332-03		2
13	236-5459-04	*Adapter, Male Ring	1
14	236-4326-02		1
15	236-4260-04	Shim,	1
16	236-4181-02	Swivel	1
17	236-4264-04		1
18	1213X134HB	Saver Sub	2
19	1213HN	Retaining Ring	2
20	12LW	Spacer	2
		Filter, 30 Mesh	
		Swivel Arm	

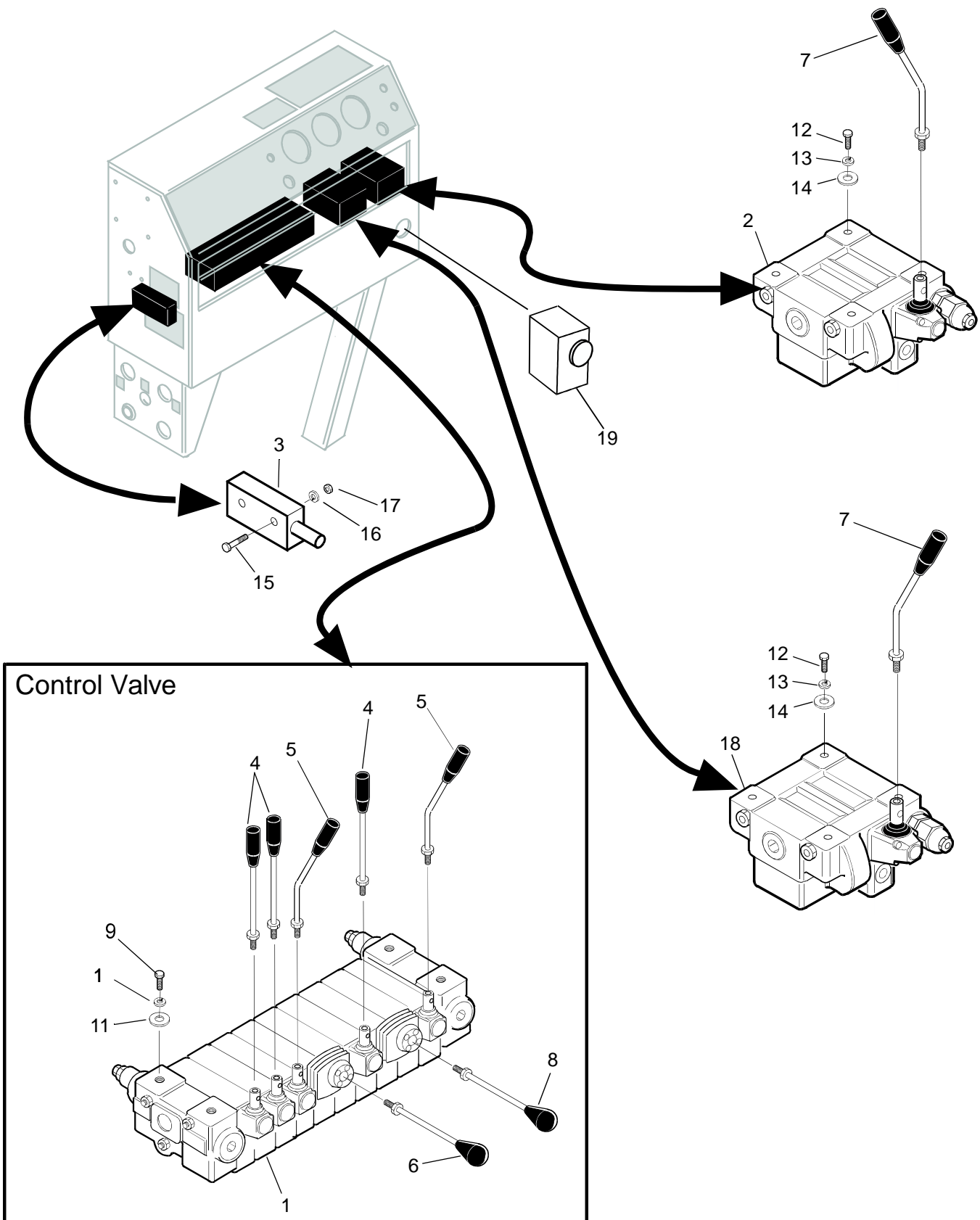
Hydraulic Control Housing and Gauges



Hydraulic Control Housing and Gauges Parts List

<u>Item</u>	<u>Part Number</u>	<u>Description</u>	<u>Qty</u>
1.....	236-6645-02.....	Decal, Control Panel.....	1
1a.....	236-7289-02.....	Decal, Control Panel (Pwr. Ldr.).....	1
2.....	236-4920-02.....	Decal, Warning.....	1
3.....	236-5509-02.....	Decal, Drilling Fluid.....	1
4.....	750-121-02.....	Decal, Pressure.....	1
5.....	750-122-02.....	Decal, Return.....	1
6.....	236-5682-02.....	Decal, Warning.....	1
7.....	236-2353-02.....	Decal, Caution.....	1
8.....	705-114-02.....	Decal, Flag.....	1
9.....	750-118-02.....	Serial # Plate.....	1
10.....	750-104-02.....	Decal, Company Address.....	1
11.....	236-5074-04.....	Back Panel.....	1
12.....	51618X1HB.....	Bolt.....	6
13.....	236-4973-02.....	Gauge, Hydraulic (0 - 6,000 psi).....	2
14.....	202-021-02.....	Gauge, Mud (0 - 5,000 psi).....	1
15.....	516LW.....	Lock Washer.....	6

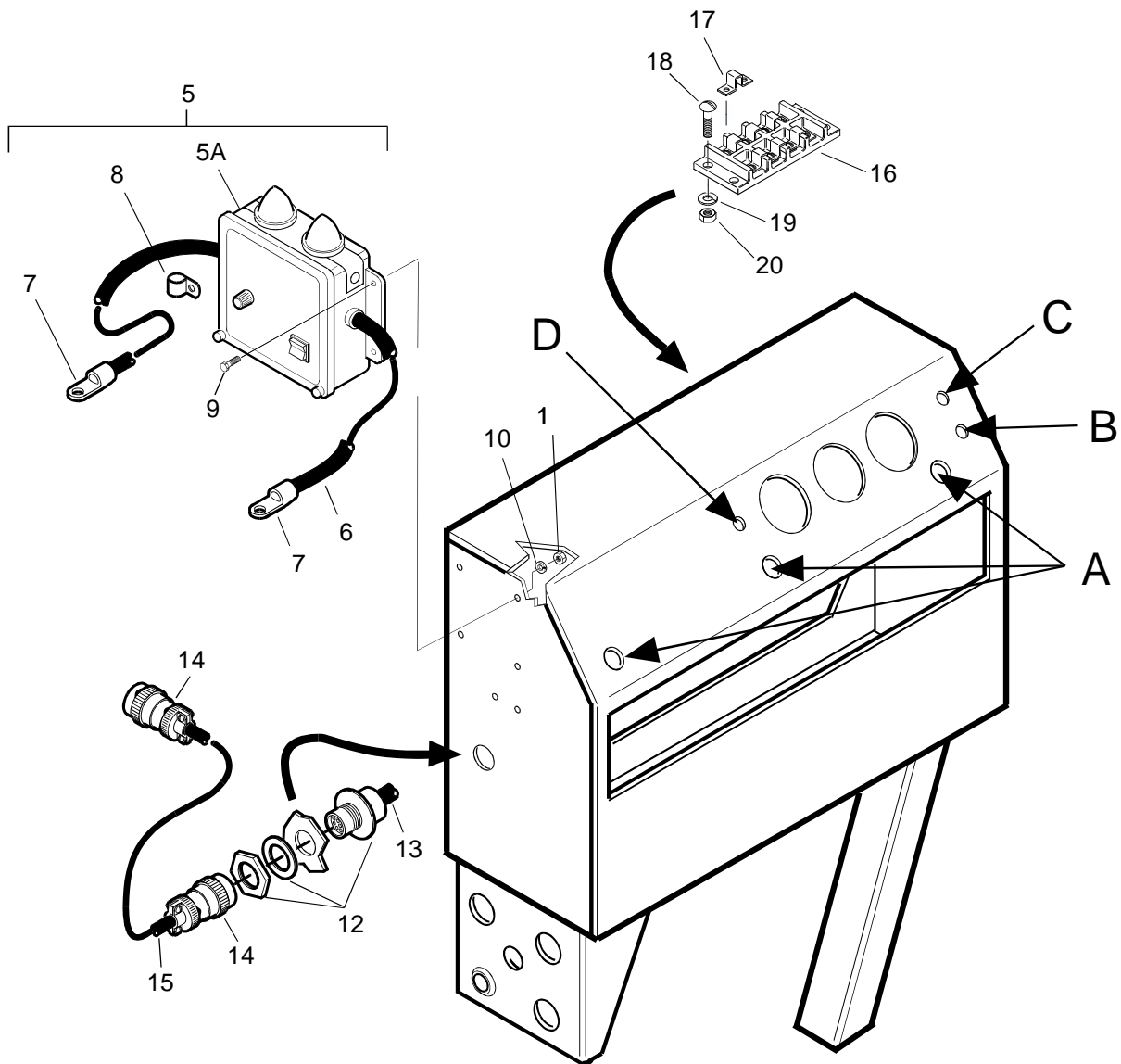
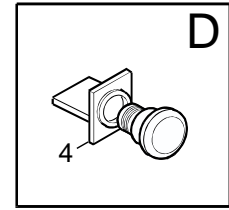
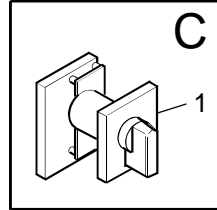
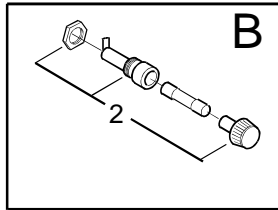
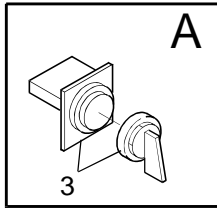
Control Panel Hydraulic Valves



Cotnrol Panel Hydraulic Valves Parts List

<u>Item</u>	<u>Part Number</u>	<u>Description</u>	<u>Qty</u>
1.....	236-8711-02.....	Valve Sectional.....	1
ref.....	236-7297-02.....	Port Relief.....	ref
2.....	236-8431-02.....	Valve, Rotary.....	1
3.....	236-6953-02.....	Vavle, Over Center.....	1
4.....	236-3051-02.....	Handle, Control.....	3
5.....	236-5532-04.....	Handle, 30 degree.....	2
6.....	236-6559-02.....	Handle, Control.....	1
7.....	236-6556-02.....	Handle, Control.....	7
8.....	236-7298-02.....	Handle, Joy Stick.....	1
9.....	8MMX25.....	Bolt.....	4
10.....	8MMLW.....	Lock Washer.....	4
11.....	8MMFW.....	Flat Washer.....	4
12.....	10MM X25.....	Bolt.....	8
13.....	10MMLW.....	LockWasher.....	8
14.....	10MMFW.....	FlatWasher.....	8
15.....	1420 X2HB.....	Bolt.....	2
16.....	14LW.....	Lock Washer.....	2
17.....	1420 HN.....	Nut.....	2
18.....	236-8430-02.....	ValveThrust.....	1
19.....	236-8418-02.....	Valve, Selector- 3 way.....	1
-.....	236-8311-02.....	Valve, Flow Control.....	1
-.....	236-2931-02.....	Valve, P. O. Check.....	1

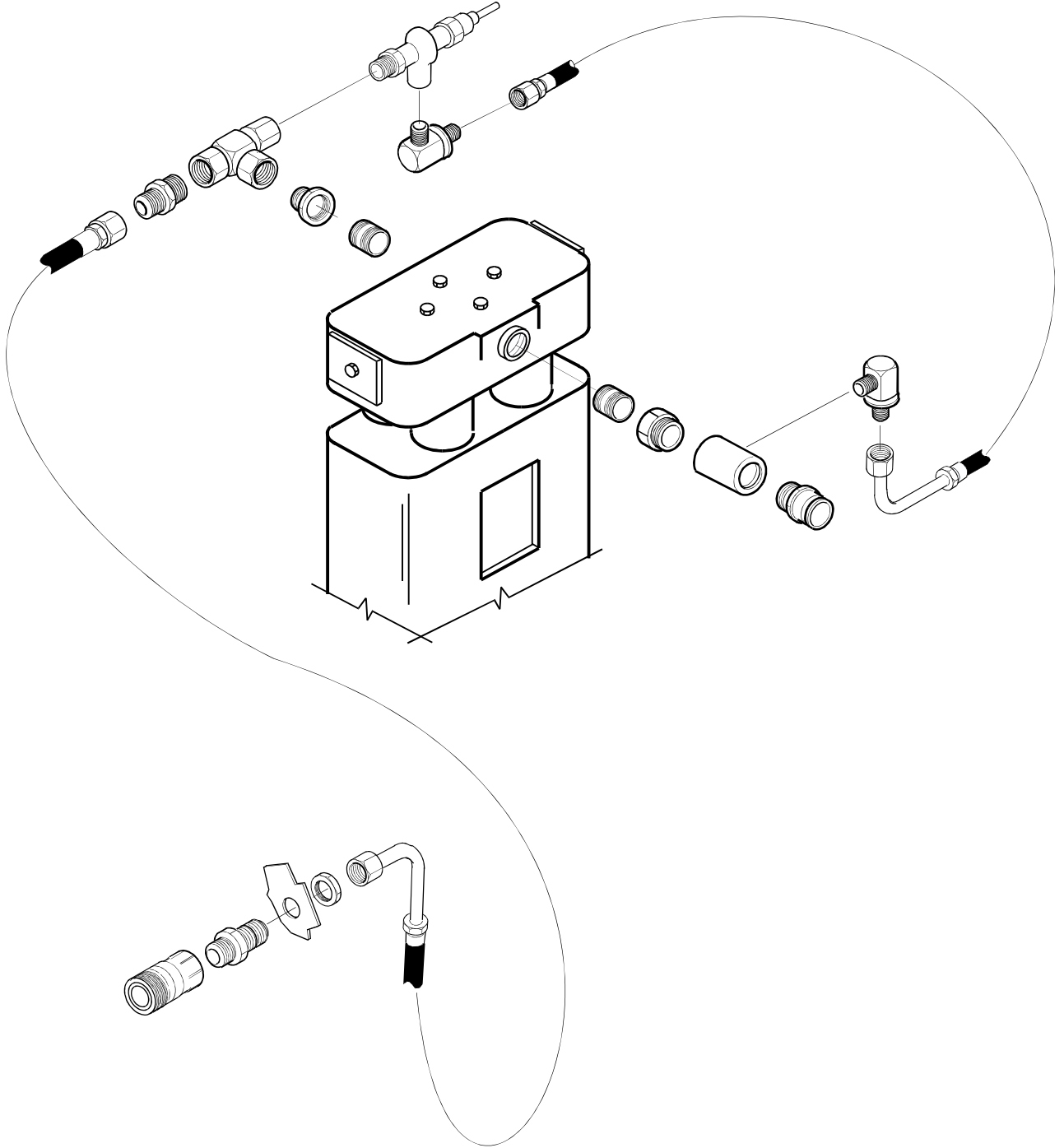
Controls / Electrical



Controls / Electrical Parts List

<u>Item</u>	<u>Part Number</u>	<u>Description</u>	<u>Qty</u>
1.....	236-5430-02.....	Pump Control.....	1
2.....	236-6138-02.....	Fuse Holder.....	1
3.....	236-5432-02.....	Selector Switch.....	3
4.....	203-193-02.....	Switch, Emergency Stop... ..	1
5.....	236-4016-04.....	Strike Alert Kit (Complete).....	1
5a.....	236-7254-02.....	Strike Alert, Less Cable & Hardware.....	1
6.....	236-6261-02.....	1/0 Cable.....	15ft
7.....	101-112-02.....	Cable Lug.....	2
8.....	705-112-02.....	Clamp.....	1
9.....	1420X1HB.....	Bolt.....	4
10.....	14LW.....	Lock Washer.....	4
11.....	1420HN.....	Nut.....	4
12.....	236-7418-02.....	Connector.....	1
13.....	236-5556-04.....	Assembly, Control Panel Wiring.....	1
14.....	236-7417-02.....	Connector, Electrical Umbilical.....	2
15.....	236-6135-04.....	Cord, Electrical Umbilical.....	100'
16.....	236-7168-02.....	Block, Terminal.....	1
17.....	236-7169-04.....	Jumper.....	6
18.....	832X1MS.....	Screw.....	2
19.....	8LW.....	Lock Washer.....	2
20.....	832HN.....	Nut.....	2

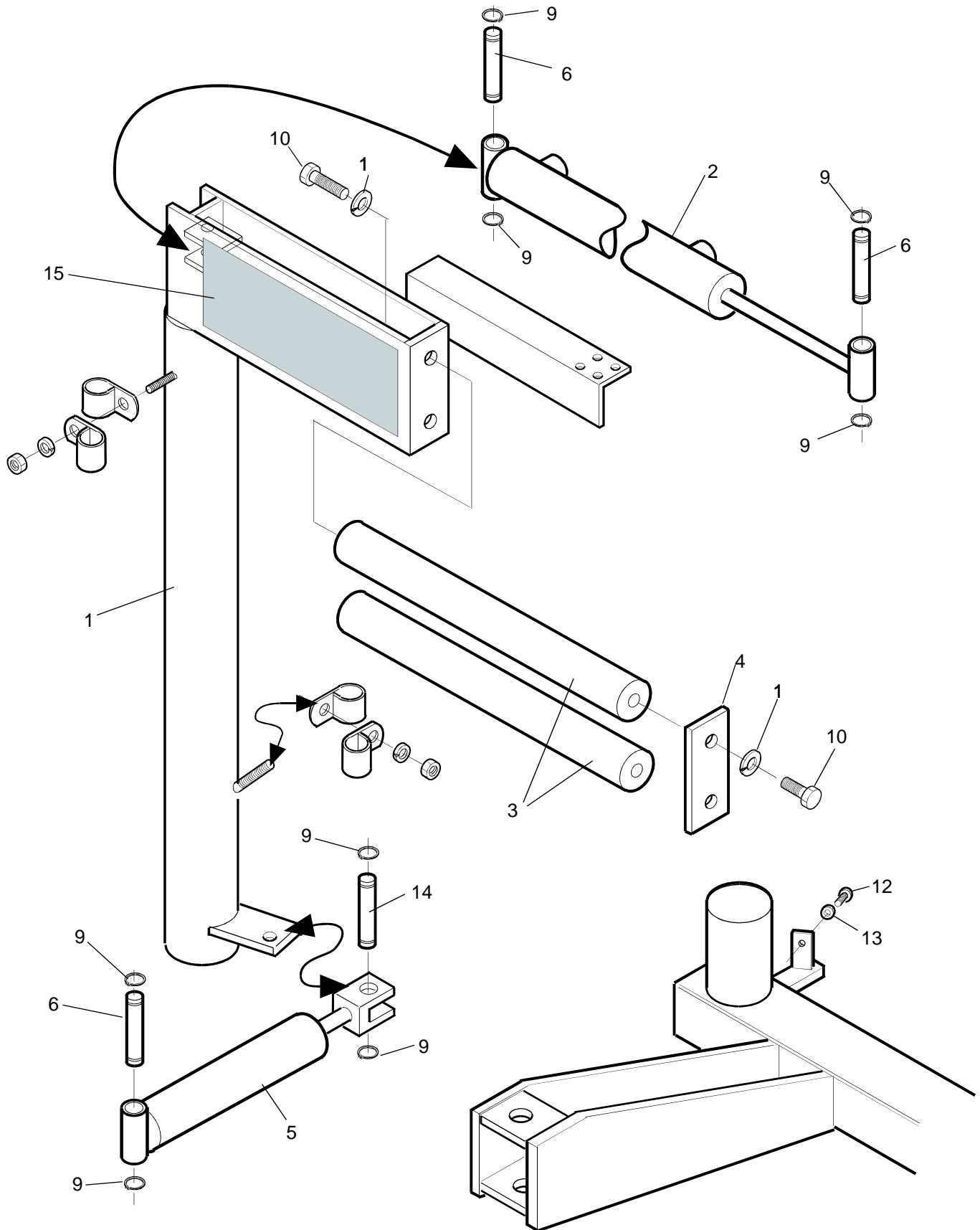
Mud Piping (continued)



Mud Piping (continued) Parts List

<u>Item</u>	<u>Part Number</u>	<u>Description</u>	<u>Qty</u>
-	236-4899-04	Seat Assembly	-
1	236-4901-02	Seat	1
2	236-4900-04	Seat Mount	1
3	236-4902-04	Tape	3
4	236-3620-04	Pin	2
5	236-3649-02	Pin	3
6	51618X1HB	Bolt	4
7	51618HN	Nut	4
8	516LW	Lockwasher	4

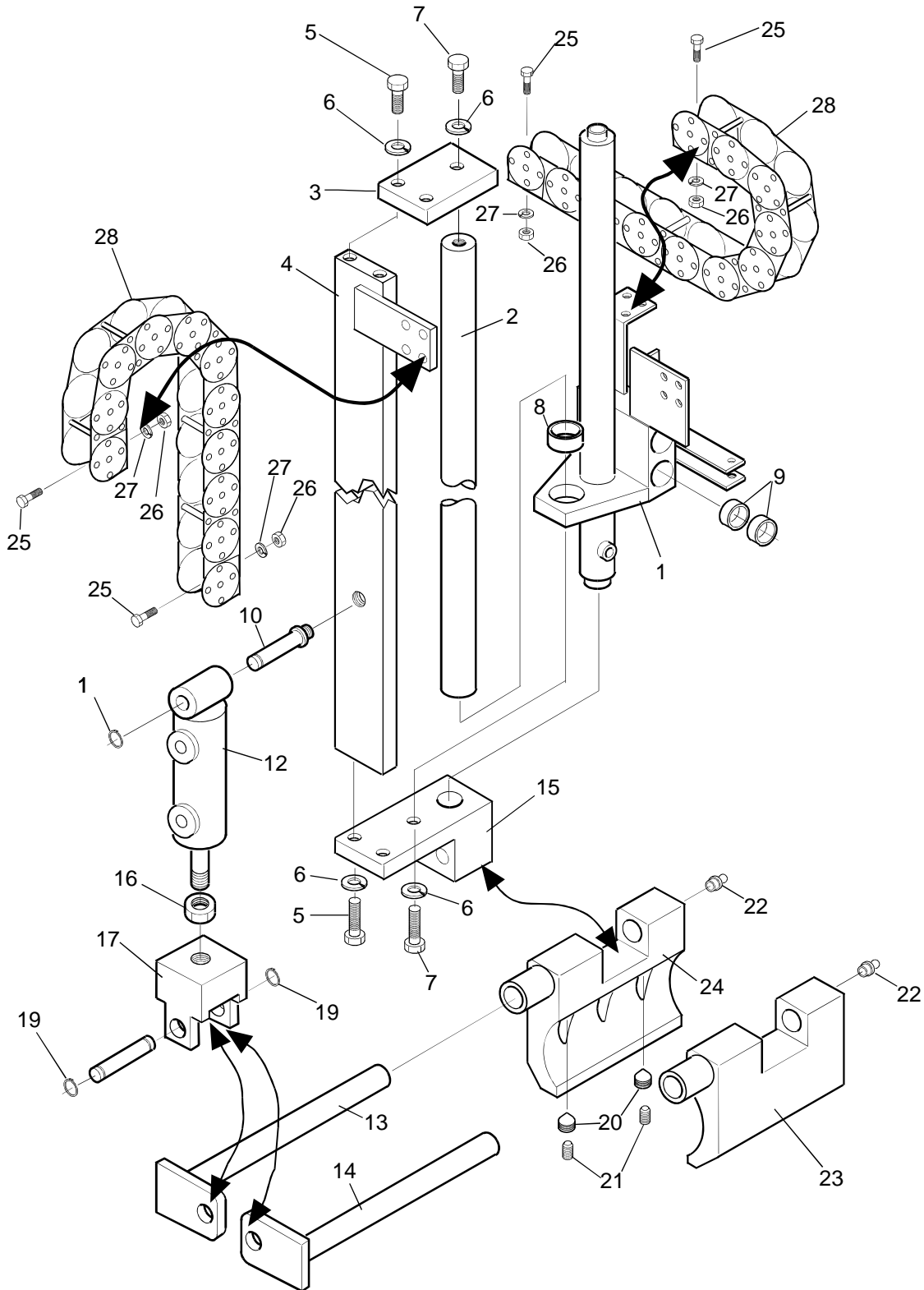
Pipe Handler



Pipe Handler Parts List

<u>Item</u>	<u>Part Number</u>	<u>Description</u>	<u>Qty</u>
1.....	236-4801-04.....	Pipe Handler Mount.....	1
2.....	236-4780-02.....	Hydraulic Cylinder.....	1
ref.....	236-5954-02.....	Seal Kit.....	ref
3.....	236-4786-04.....	Rod.....	2
4.....	236-4809-04.....	End Plate.....	1
5.....	236-4781-02.....	Hydraulic Cylinder.....	1
ref.....	236-5955-02.....	Seal Kit.....	ref
6.....	236-4810-04.....	Cylinder Pin.....	3
7.....	236-4812-04.....	Clevis.....	1
8.....	236-4811-04.....	Pin.....	1
9.....	701-632-02.....	Retaining Ring.....	8
10.....	3410X112HB.....	Bolt.....	4
11.....	34LW.....	Lock Washer.....	4
12.....	1213X214HB.....	Bolt.....	1
13.....	1213HN.....	Nut.....	1
14.....	236-4811-04.....	Pin.....	1
15.....	236-6223-02.....	Decal.....	1

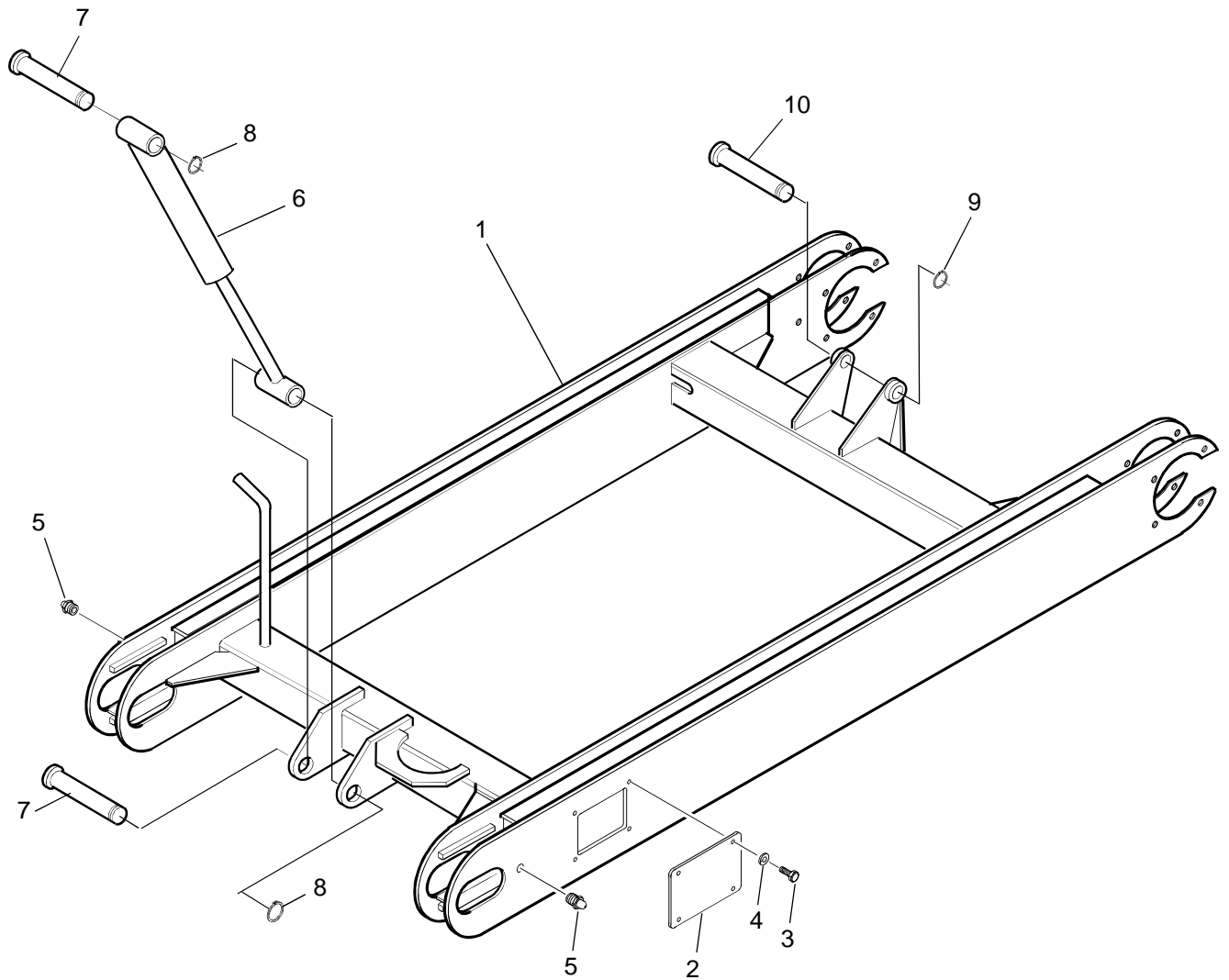
Pipe Handler Jaws



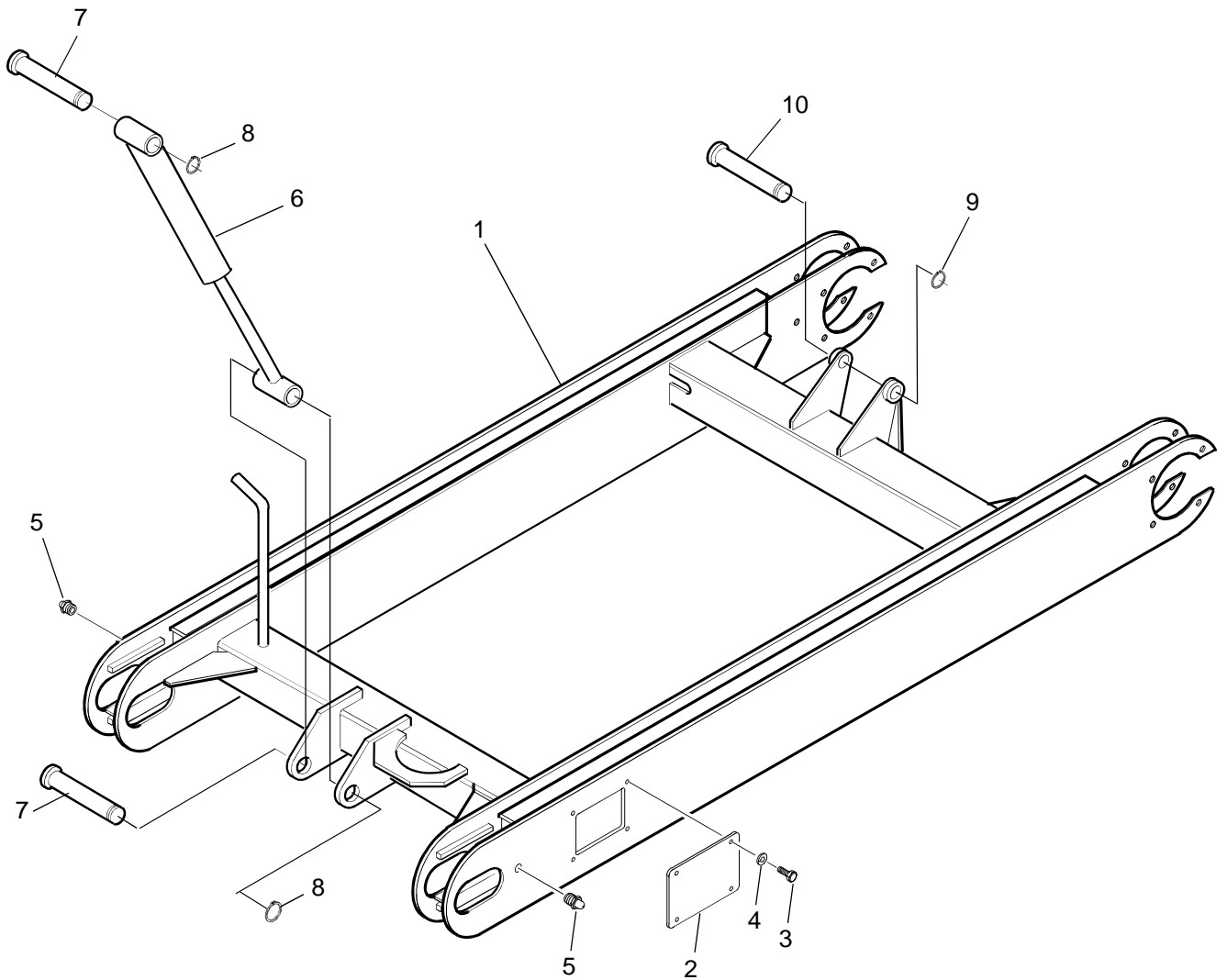
Pipe Handler Jaws Parts List

<u>Item</u>	<u>Part Number</u>	<u>Description</u>	<u>Qty</u>
1.....	236-4779-04.....	Lift Cylinder Assembly.....	1
ref.....	236-5953-02.....	Seal Kit.....	ref
2.....	236-4785-04.....	Rod.....	1
3.....	236-4807-04.....	Support Cap.....	1
4.....	236-4806-04.....	Rod Support.....	1
5.....	1213X112HB.....	Bolt.....	4
6.....	12LW.....	Lock Washer.....	6
7.....	1213X134HB.....	Bolt.....	2
8.....	236-4773-02.....	Bushing.....	1
9.....	236-4774-02.....	Bushing.....	4
10.....	236-4805-04.....	Cylinder Anchor.....	1
11.....	701-632-02.....	Retaining Ring.....	1
12.....	236-4777-02.....	Hydraulic Cylinder.....	1
ref.....	236-5952-02.....	Seal Kit.....	ref
13.....	236-4798-04.....	Shaft.....	1
14.....	236-4799-04.....	Shaft.....	1
15.....	236-4802-04.....	Jaw Pivot.....	1
16.....	1220JN.....	Jam Nut.....	1
17.....	236-3745-04.....	Clevis.....	1
18.....	236-3751-04.....	Cylinder Pin.....	1
19.....	701-632-02.....	Retaining Ring.....	2
20.....	236-4800-04.....	Lock Screw.....	4
21.....	1213X12SHSSCPT.....	Set Screw.....	4
22.....	236-1988-02.....	Zerk.....	2
23.....	236-4787-04.....	Jaw - 2.50" Drill Pipe.....	1
23a.....	236-9337-04.....	Jaw - 2.25" Drill Pipe.....	1
24.....	236-4788-04.....	Jaw - 2.50" Drill Pipe.....	1
24b.....	236-9338-04.....	Jaw - 2.25" Drill Pipe.....	1
25.....	51618X34HB.....	Bolt.....	16
26.....	51618HN.....	Nut.....	16
27.....	516LW.....	Lock Washer.....	16

Track Frame



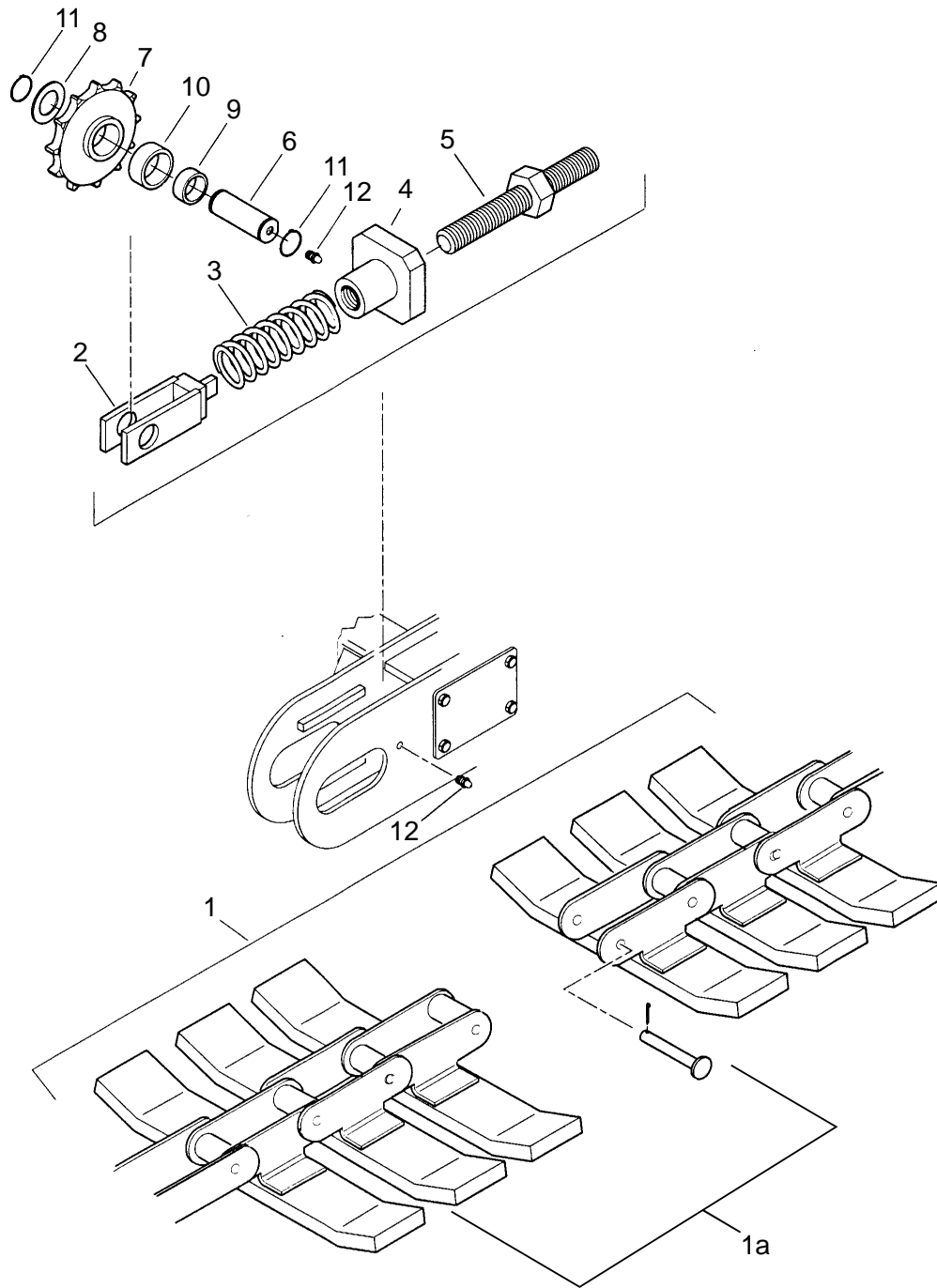
Track Frame



Track Frame Parts List

<u>Item</u>	<u>Part Number</u>	<u>Description</u>	<u>Qty</u>
1.....	236-6680-04.....	Track Frame.....	1
2.....	236-6732-03.....	Adjusting Cover.....	2
3.....	51618X34HB.....	Bolt.....	8
4.....	516LW.....	Lock Washer.....	8
5.....	236-1988-02.....	Zerk.....	2
6.....	236-4885-02.....	Cylinder.....	1
ref.....	236-5957-02.....	Seal Kit.....	ref
7.....	236-4064-04.....	Cylinder Pin.....	2
8.....	236-3684-02.....	Retaining Ring.....	2
9.....	236-4639-02.....	Retaining Ring.....	1
10.....	236-4886-04.....	Pivot Pin.....	1

Track Idler / Chain

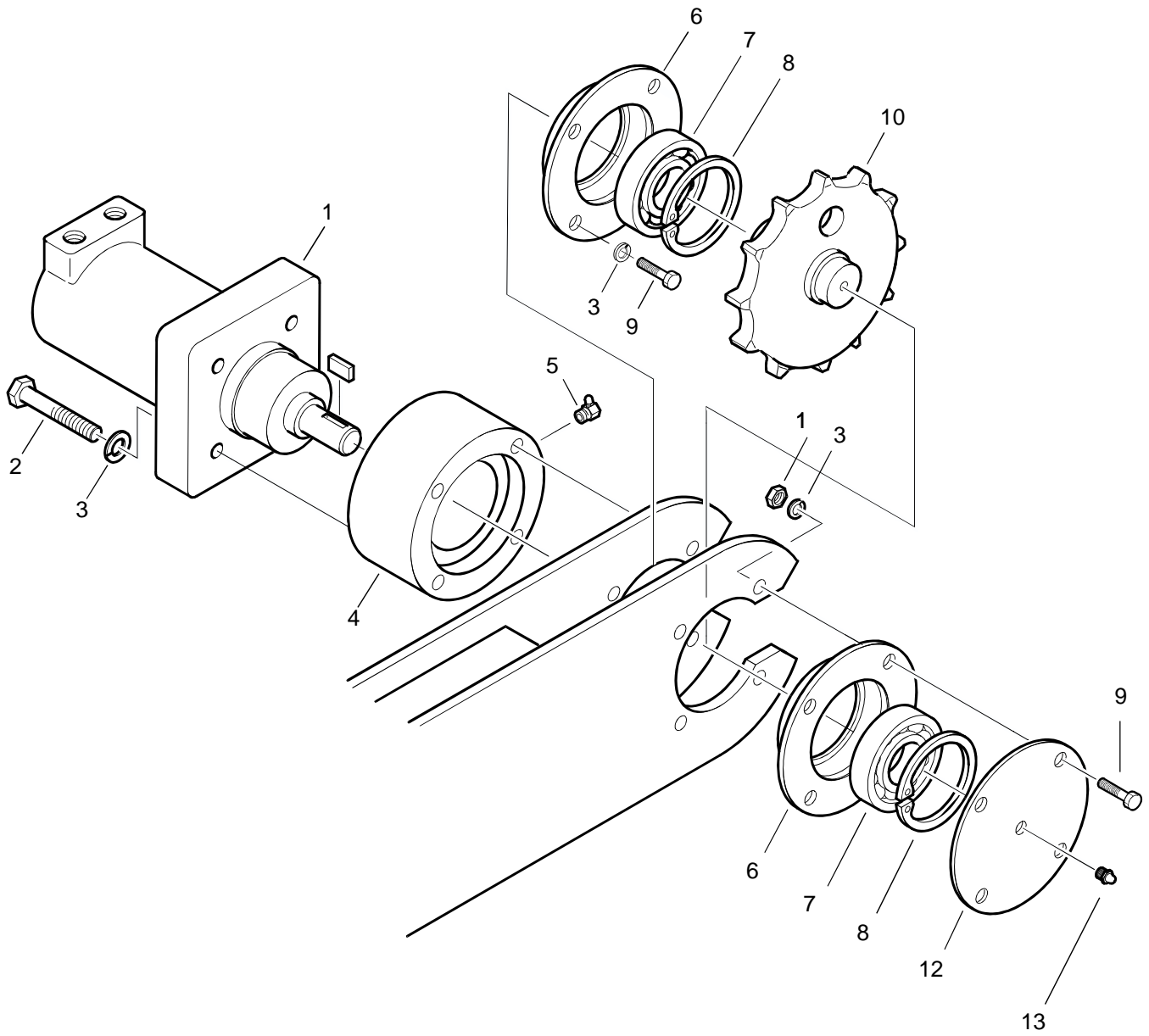


Track Idler / Chain Parts List

<u>Item</u>	<u>Part Number</u>	<u>Description</u>	<u>Qty</u>
1.....	236-7149-04.....	Chain, Track - L.H (shown).....	2
ref.....	236-6719-04.....	Chain, Track - R.H (not shown).....	ref
1a.....	236-9473-02.....	* Kit, Repair-(1 attachment w/ 2 connector pins)	1
ref.....	236-9491-02.....	Connector Pin.....	ref
2.....	236-6752-04.....	Mount, Idler.....	2
3.....	236-6736-02.....	Spring, Idler.....	2
4.....	236-6739-04.....	Anchor, Spring.....	2
5.....	236-6740-04.....	Bolt, Adjusting.....	2
6.....	236-6738-04.....	Shaft, Idler.....	2
7.....	236-6722-04.....	Sprocket, Idler.....	2
8.....	236-6726-04.....	Spacer, Sprocket.....	2
9.....	236-2712-02.....	Bearing.....	2
10.....	236-2713-02.....	Race, Bearing.....	2
11.....	236-2885-02.....	Ring, Retaining.....	4
12.....	236-1988-02.....	Zerk, Grease - 3/16 drive.....	6

* each chain repair kit contains (2) pitches of 2.609 pitch chain and (2) connector pins

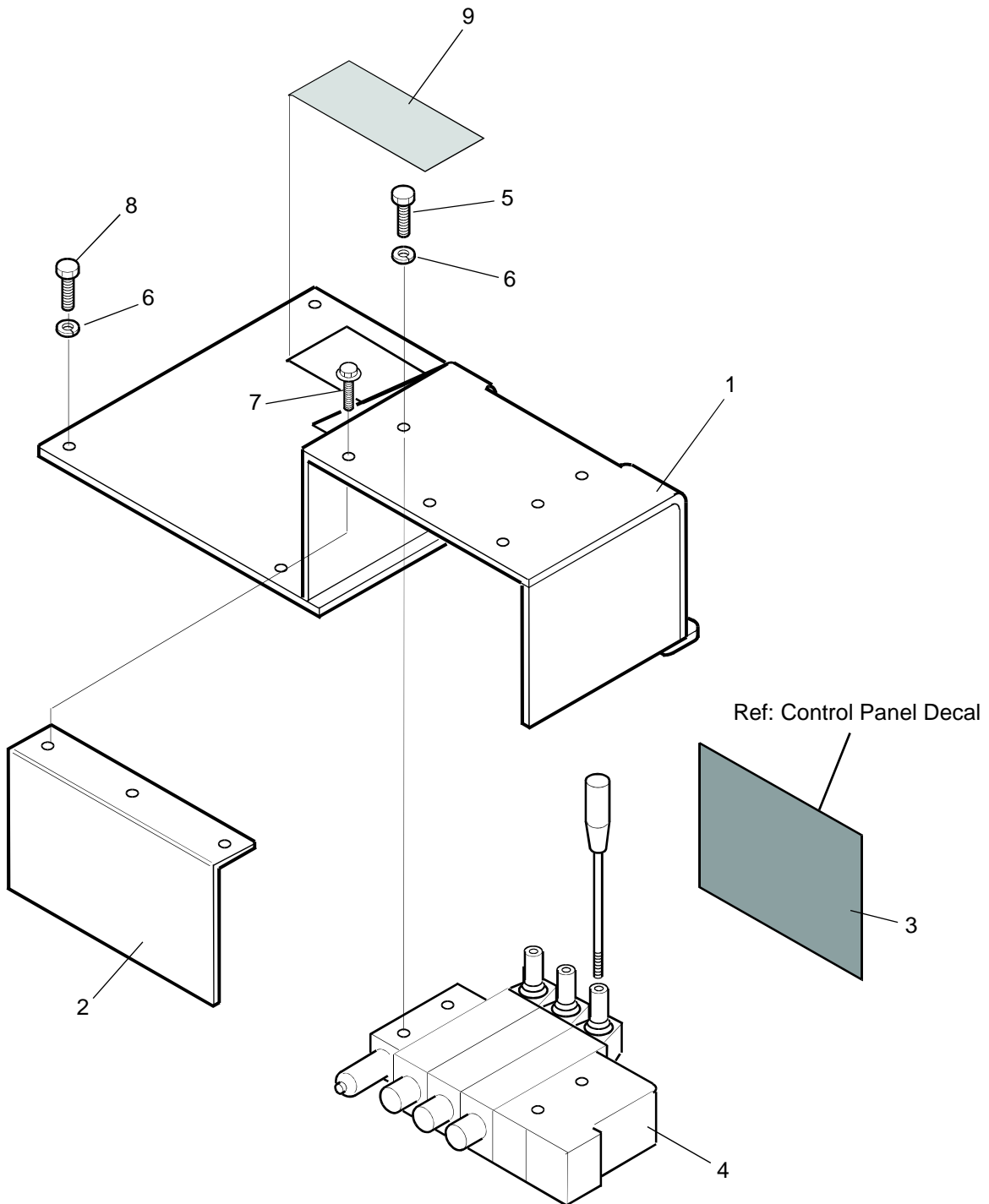
Track Drive Motor



Track Drive Motor Parts List

<u>Item</u>	<u>Part Number</u>	<u>Description</u>	<u>Qty</u>
1.....	202-324-02.....	Motor, Hydraulic (Including Key).....	2
ref.....	236-8849-02.....	Seal Kit.....	ref
2.....	1213X3HB.....	Bolt.....	8
3.....	12LW.....	Lock Washer.....	24
4.....	236-4784-04.....	Motor Mount.....	2
5.....	701-126-02.....	Zerk.....	2
6.....	236-6729-04.....	Bearing Holder.....	4
7.....	236-6735-02.....	Ball Bearing.....	4
8.....	236-6737-02.....	Retaining Ring.....	4
9.....	1213X112HB.....	Bolt.....	16
10.....	236-6731-02.....	Drive Sprocket.....	2
11.....	1213HN.....	Nut.....	8
12.....	236-7455-04.....	Cover Plate.....	2
13.....	236-1988-02.....	Zerk.....	2

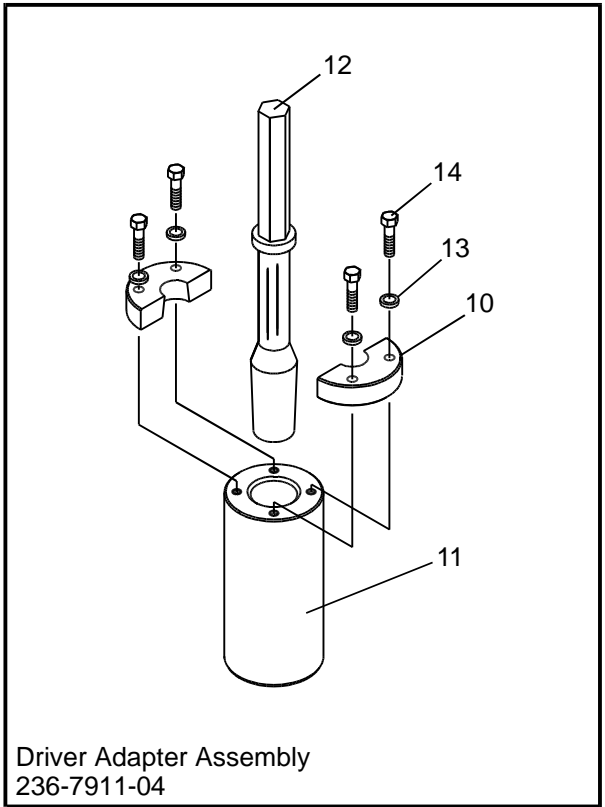
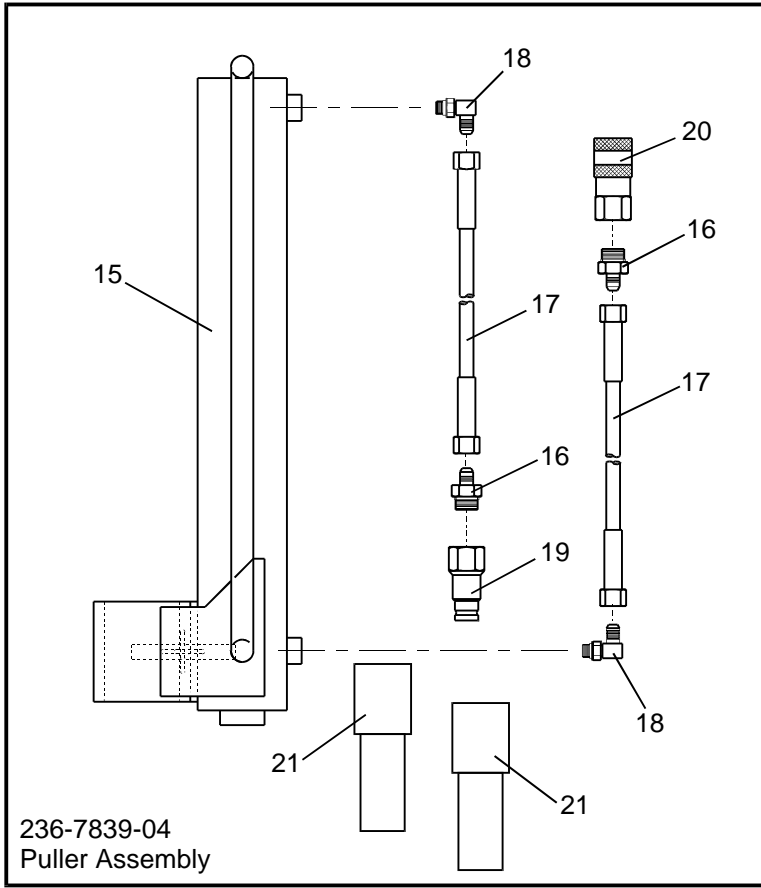
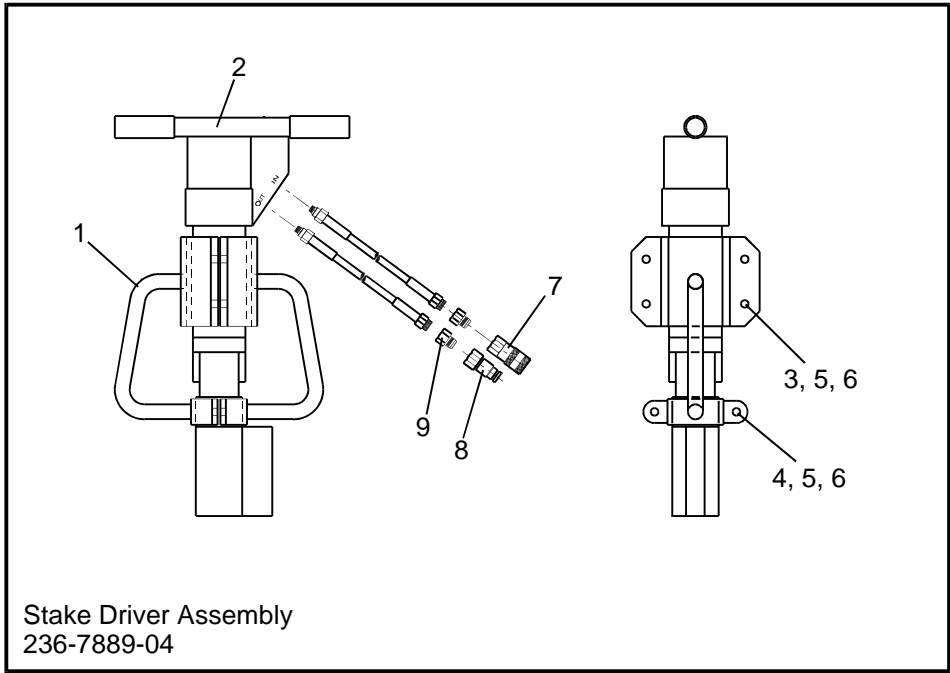
Track Control Valve



Track Control Valve Parts List

<u>Item</u>	<u>Part Number</u>	<u>Description</u>	<u>Qty</u>
-	236-6662-04	Valve Assembly	-
1	236-6665-03	Valve Mount Weldment	1
2	236-5137-04	Rear Cover	1
3	236-4868-02	Decal, Mobile Drive	1
4	236-6658-02	Sectional Valve	1
5	3816X1HB	Bolt	3
6	38LW	Lock Washer	7
7	51618X34WHB	Bolt	3
8	3816X3HB	Bolt	4
9	236-5788-02	Decal, Track Information	1

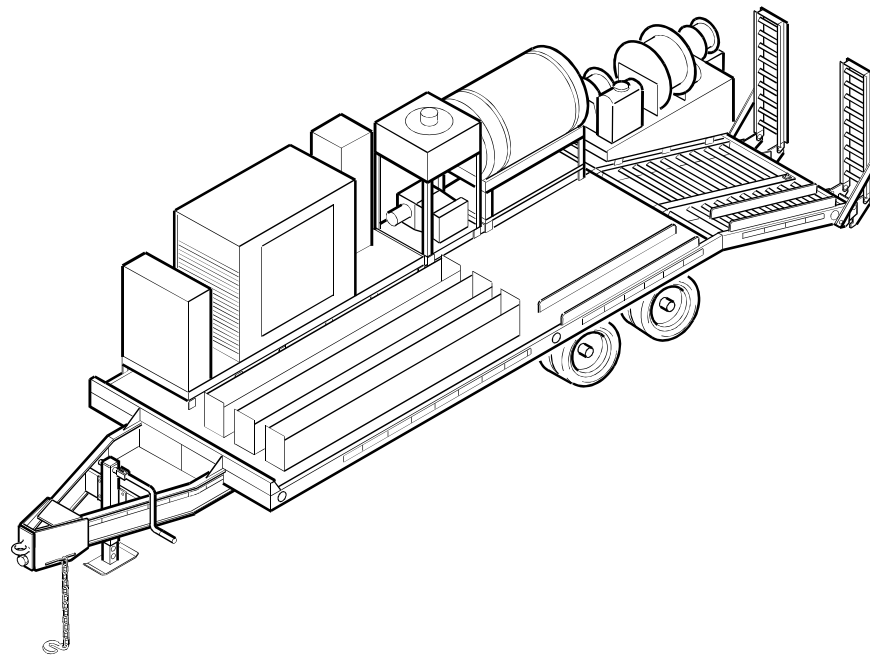
Stake Down Equipment



Stake Down Equipment Parts List

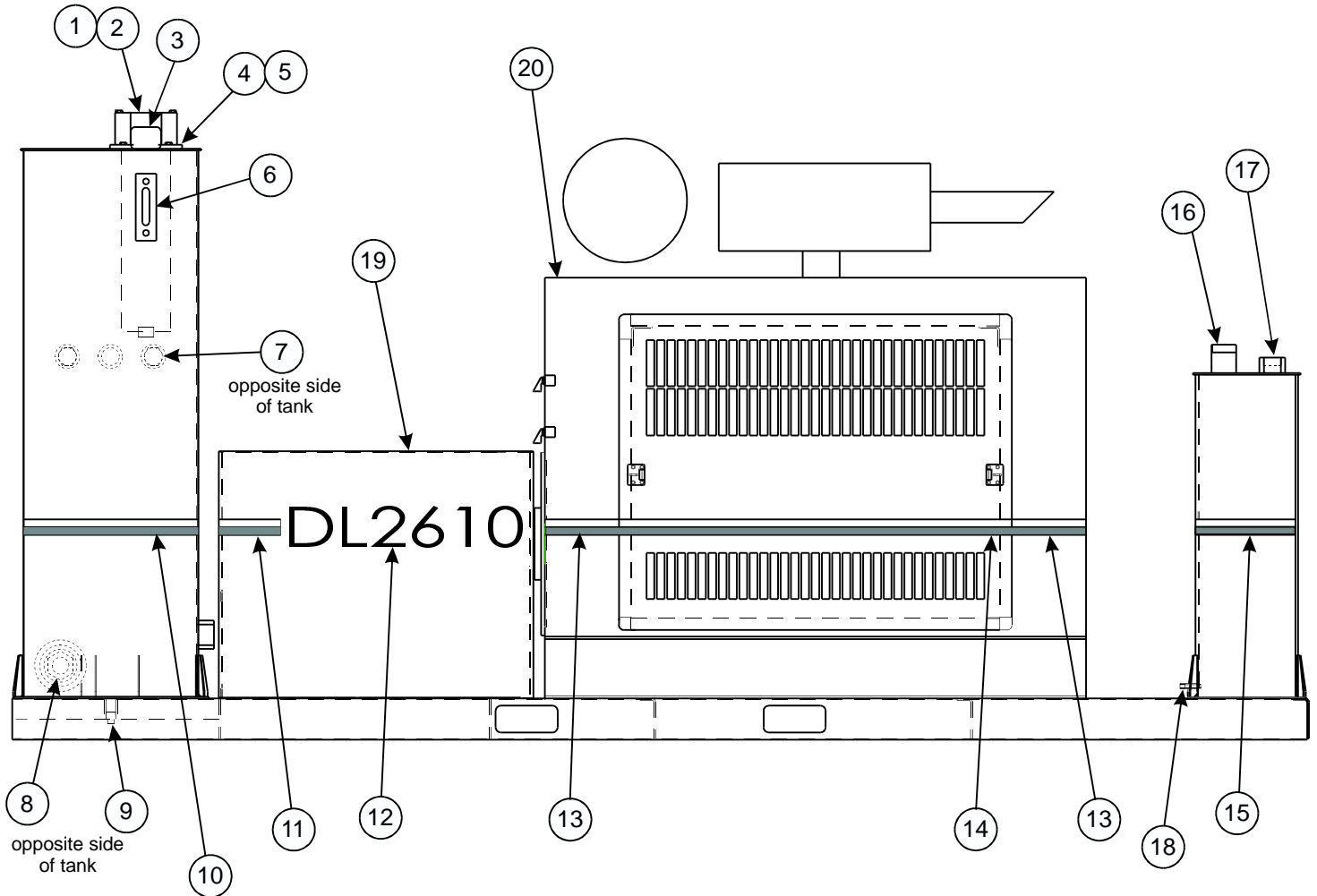
<u>Item</u>	<u>Part Number</u>	<u>Description</u>	<u>Qty</u>
-	236-7889-04	Assembly, Driver	1
1	236-7933-03	Handle	2
2	236-7924-02	Driver, Stake - BR67	1
ref.	236-9376-02	Seal Kit	ref
3	1213X134HB	Bolt, Hex - 1/2 NC x 1 3/4	4
4	1213X112HB	Bolt, Hex - 1/2 NC x 1 1/2	2
5	1213HN	Nut, Hex - 1/2 NC	6
6	12LW	Washer, Lock - 1/2	6
7	202-014-02	Coupler, 1/2" SAE - Male	1
8	202-015-02	Coupler, 1/2" SAE - Female	1
9	236-9046-02	Fitting, 8 MM - 6FP	2
-	236-7911-04	Adapter, Driver	1
10	236-7913-03	Mount, Adapter	2
11	236-7912-03	Body, Adapter	1
12	236-7533-02	Shank, Tool	1
13	12LW	Washer, Lock - 1/2	4
14	1213X225HB	Bolt, Hex - 1/2 NC x 2 1/4	4
-	236-7839-04	Assembly, Puller	1
15	236-7804-04	Weldment, Puller	1
ref.	236-5945-02	Seal Kit - Cylinder	ref
16	236-1066-02	Fitting, 8MB - 4MJ	2
17	236-3505-04	Hose, - 4 x 21"	2
18	202-908-02	Fitting, 4MB4MJ90	2
19	202-014-02	Coupler, 1/2 SAE - Male	1
20	202-015-02	Coupler, 1/2 SAE - Female	1
21	236-7888-04	Spacer	2
* -	236-8720-04	Assembly, Umbilical	2
* 22	202-946-02	Fitting, 8MB-8MJ	1
* 23	202-014-02	Coupler, 1/2 SAE - Male	1
* 24	202-015-02	Coupler, 1/2 SAE - Female	1
* 25	236-9218-04	Hose, -8 x 300" (25 feet)	1
* 26	236-4760-04	Stake, Drive - 2" Diameter	6

* (items not illustrated)



Section 2: Trailer

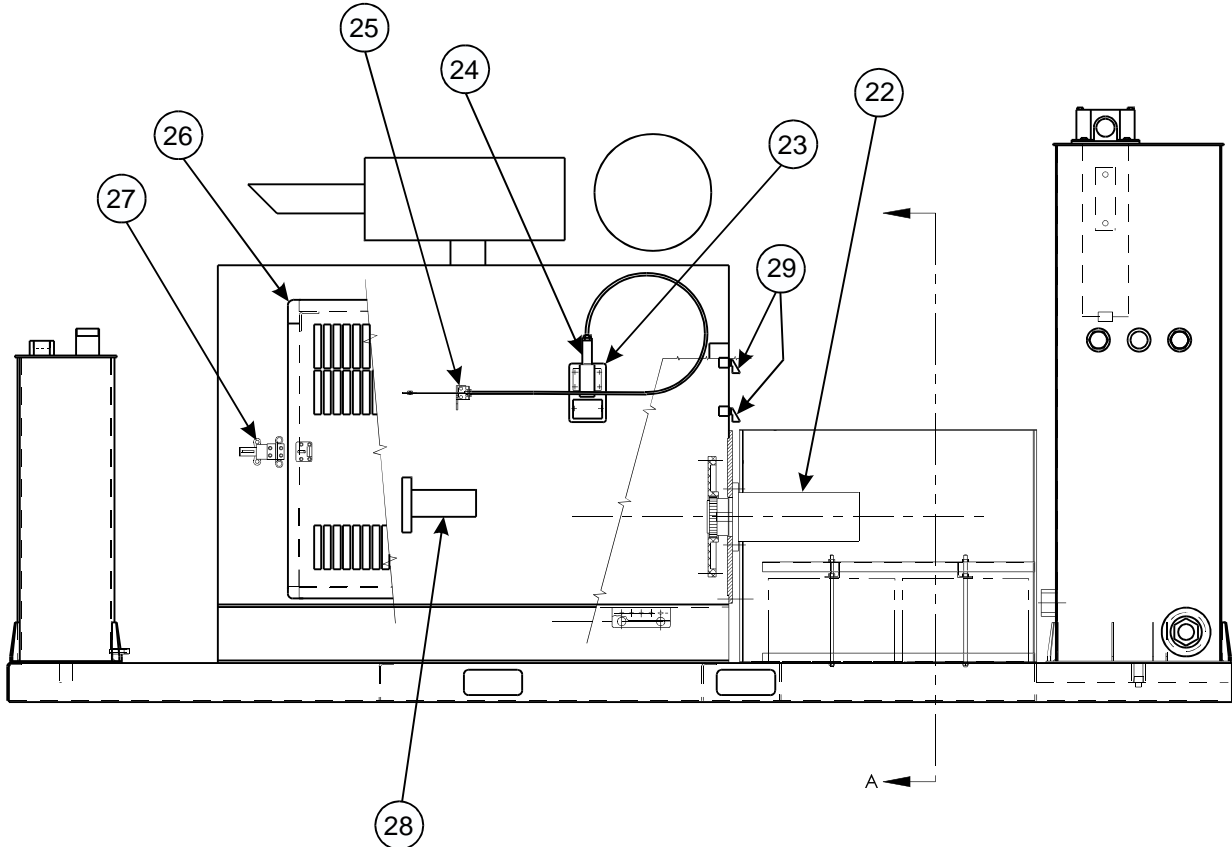
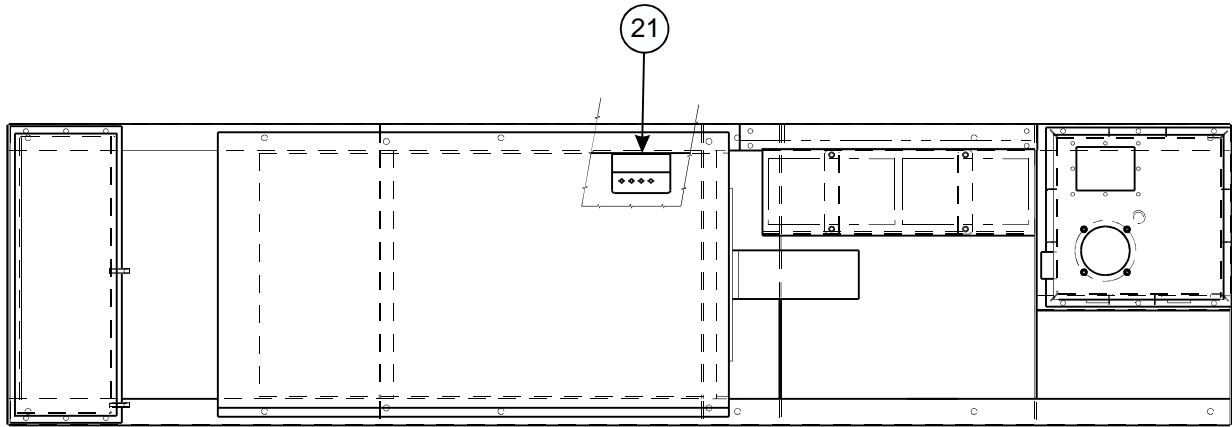
Power Unit Assembly



Power Unit Assembly Parts List

<u>Item</u>	<u>Part Number</u>	<u>Description</u>	<u>Qty</u>
1.....	236-6764-02.....	Filter, Hydraulic Tank.....	1
2.....	236-6765-02.....	Element, Filter.....	1
3.....	202-405-02.....	Filler Cap.....	1
4.....	236-4949-04.....	Cover.....	1
5.....	236-4930-02.....	Gasket.....	1
6.....	202-400-02.....	Gauge, Level.....	1
7.....	202-263-02.....	Plug, 1" NPT.....	1
8.....	236-1195-02.....	Filter, Suction.....	1
9.....	236-4931-02.....	Plug, 3/4" Magnetic NPT.....	1
10.....	236-8024-04.....	Stripe.....	1
11.....	236-8023-04.....	Stripe.....	1
12.....	236-8026-02.....	Decal, "2610".....	1
13.....	236-8022-04.....	Stripe.....	1
14.....	236-8021-04.....	Stripe.....	1
15.....	236-8020-04.....	Stripe.....	1
16.....	202-425-02.....	Cap, Fuel.....	1
17.....	236-0891-02.....	Gauge, Fuel.....	1
18.....	202-262-02.....	Plug, 3/4" NPT.....	1
19.....	236-6836-04.....	Side Cover.....	1
20.....	236-6864-02.....	Engine, Cummins Diesel.....	1

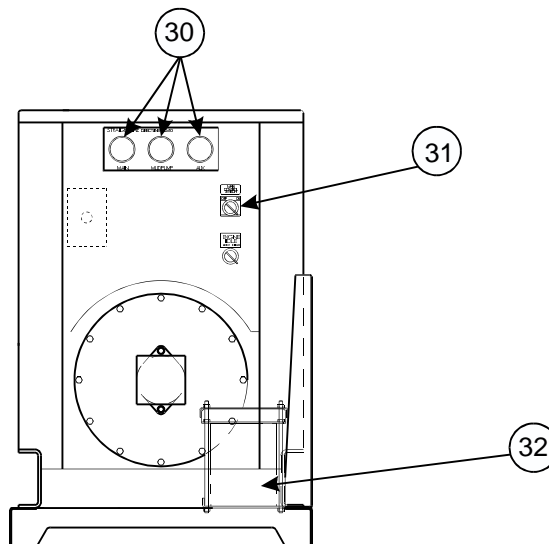
Power Unit Assembly - (continued)



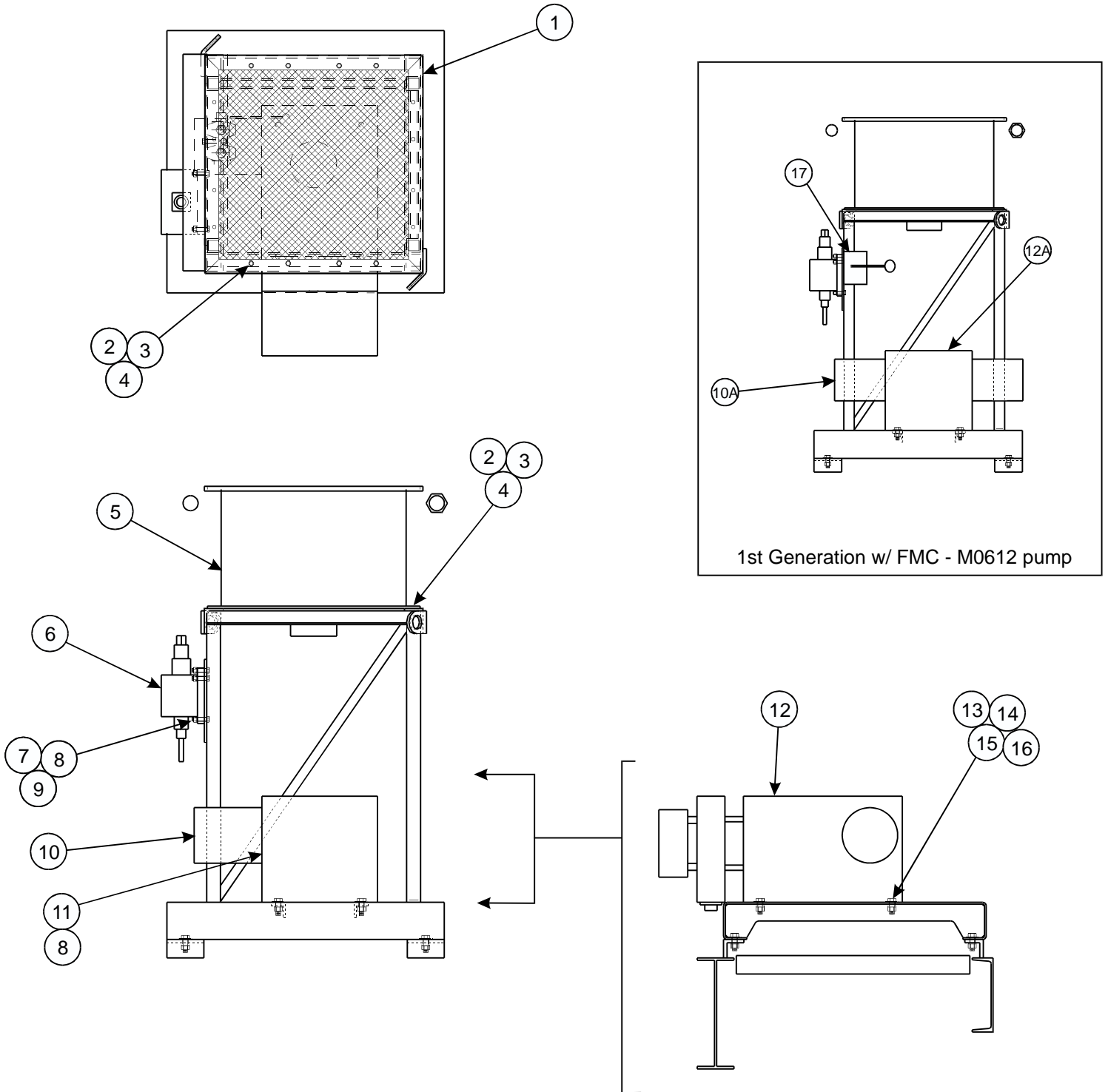
Power Unit Assembly - (continued) Parts List

<u>Item</u>	<u>Part Number</u>	<u>Description</u>	<u>Qty</u>
21.....	236-5689-03.....	Panel, Breaker.....	1
22.....	236-6865-02.....	Hydraulic Pump (units 001 - 020).....	1
22A.....	236-9497-04.....	Hydraulic Pump (units 021 - present).....	1
23.....	236-6901-04.....	Bracket, Relay.....	1
24.....	236-5941-02.....	Solenoid, Throttle.....	1
25.....	236-6897-04.....	Bracket, Throttle.....	1
26.....	236-7908-04.....	Door, Engine.....	2
27.....	236-8067-02.....	Latch, Door.....	4
28.....	236-6874-02.....	Aux. Pump.....	1
28A.....	160367.....	Aux. Pump - High Flow.....	1
29.....	236-5432-02.....	Switch, Selector.....	1
30.....	236-4091-02.....	Gauge, Hydraulic 0 - 5,000 psi.....	3
31.....	236-5433-02.....	Nameplate, Off / On.....	1
32.....	236-7987-02.....	12 Volt Power Supply Assembly.....	1

(Includes Battery and Cables)



Mud Pump Assembly - FMC



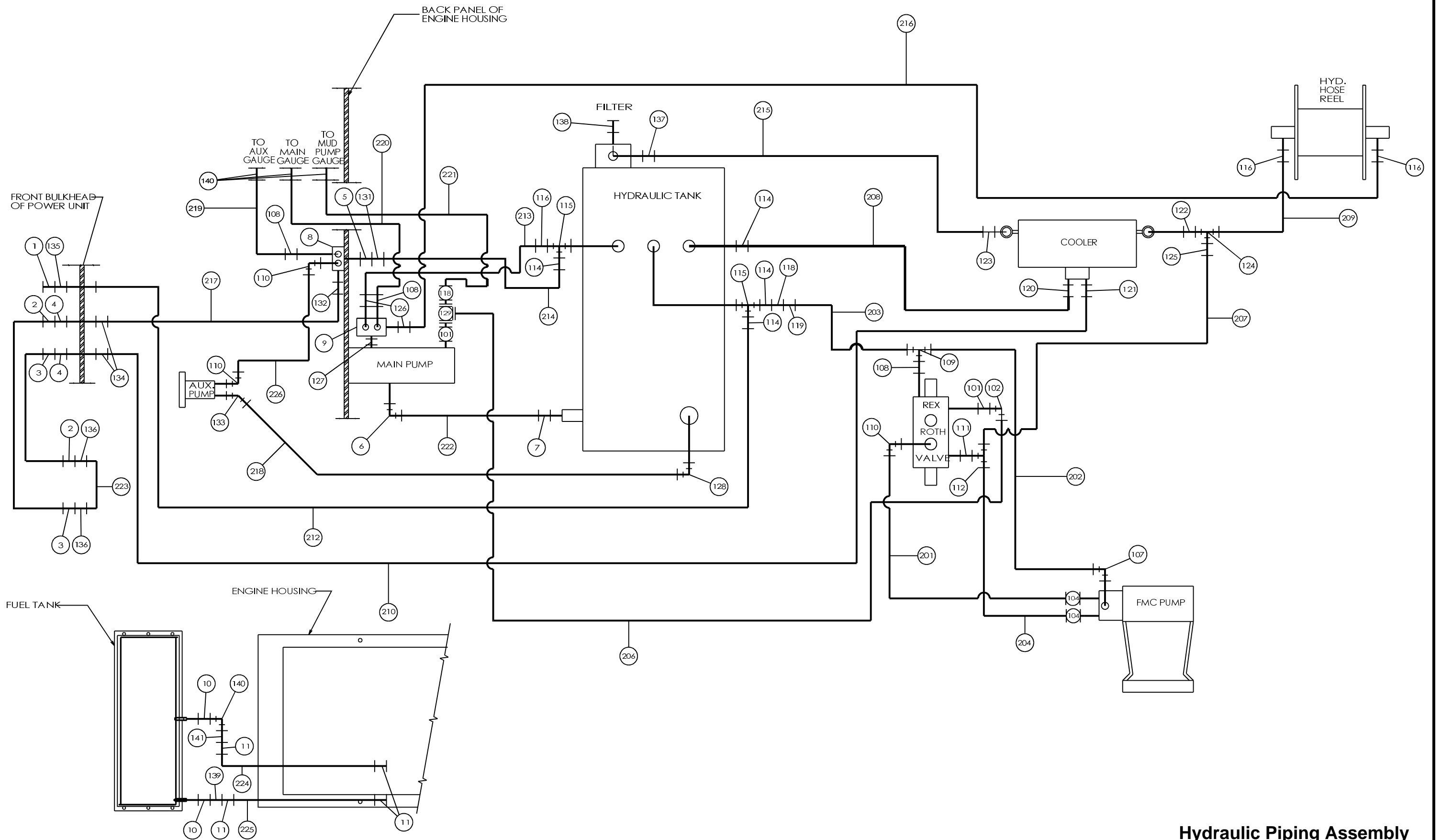
Mud Pump Assembly - FMC Parts List

<u>Item</u>	<u>Part Number</u>	<u>Description</u>	<u>Qty</u>
1.....	236-8095-04.....	Cover, Oil Cooler.....	1
2.....	51618X1HB.....	Bolt, Hex - 5/16 NC x 1.....	24
3.....	51618HN.....	Nut, Hex - 5/16 NC.....	24
4.....	516LW.....	Washer, Lock - 5/16.....	24
5.....	236-6813-02.....	* Oil Cooler.....	1
6.....	202-505-02.....	Valve, Control - Rexroth MP-18.....	1
ref.....	202-504-02.....	Solenoid, Rexroth - MP-18.....	ref
ref.....	236-8596-02.....	Housing Assembly - Solenoid (MP-18).....	ref
7.....	3816X112HB.....	Bolt, Hex - 3/8 NC x 1 1/2.....	3
8.....	38LW.....	Washer, Lock - 3/8.....	5
9.....	3816HN.....	Nut, Hex - 3/8 NC.....	3
10.....	236-8740-02.....	Motor, Hydraulic.....	1
ref.....	236-7750-02.....	Seal Kit.....	ref
11.....	3816X1HB.....	Bolt, Hex - 3/8 NC x 1.....	2
12.....	236-8739-02.....	* Pump, Mud - FMC (L0614).....	1
ref.....	236-9484-02.....	Repair Kit - Fluid End (L0614).....	ref
13.....	1213X112HB.....	Bolt, Hex - 1/2 NC x 1 1/2.....	8
14.....	12FW.....	Washer, Flat - 1/2.....	8
15.....	12LW.....	Washer, Lock - 1/2.....	8
16.....	1213HN.....	Nut, Hex - 1/2 NC.....	8

1st Generation Mud Pump Configuration w/ M0612 pump

12A.....	236-6613-02.....	* Pump, Mud - FMC (M0612).....	1
17.....	236-6814-02.....	* Valve, Control - Cross.....	1
10A.....	236-6863-02.....	Motor, Hydraulic.....	2
ref.....	236-7750-02.....	Seal Kit.....	ref

* for part's breakdown see manufacturer's parts / service manual

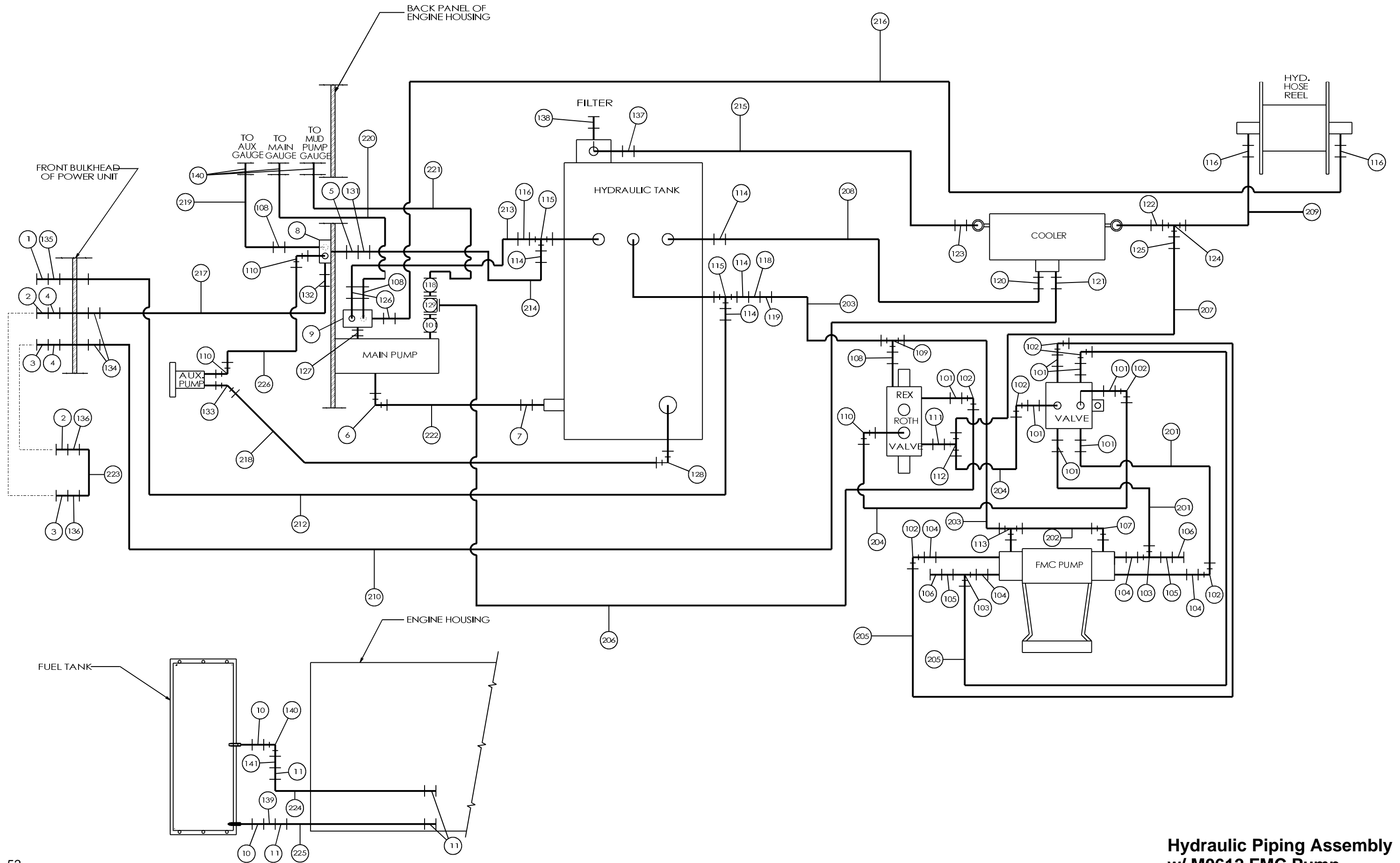


**Hydraulic Piping Assembly
w/ L0614 FMC Pump**

Hydraulic Piping w/ L0614 FMC Pump Parts List

PARTS LIST				FITTINGS			
ITEM	QTY.	PART NO.	DESCRIPTION	ITEM	QTY.	PART NO.	DESCRIPTION
1	1	202-011-02	COUPLING, 3/4" FEMALE	101	2	202-237-02	16MB-12MJ
2	2	202-015-02	COUPLING, 1/2" FEMALE	102	1	202-208-02	12MJ-12FJX90
3	2	202-014-02	COUPLING, 1/2" MALE	103	-	-	-
4	2	202-043-02	O-RING, -8MB	104	2	236-2292-02	10MB-12MJ
5	1	202-041-02	O-RING, -12MB	105	-	-	-
6	1	236-7569-04	WLDMT, MAIN PUMP FITTING	106	-	-	-
7	1	236-7570-04	WLDMT, HYD. TANK FITTING	107	1	202-908-02	4MB-4MJ90
8	1	236-3104-02	VALVE, RELIEF	108	3	236-1067-02	4MB-4MJ
9	1	236-8225-02	VALVE, RELIEF	109	1	236-8055-02	4FJX-4MJT
10	2	236-3074-02	VALVE, FUEL	110	3	202-219-02	12MB-12MJ90
11	4	701-404-02	CLAMP, HOSE #4	111	1	208-1133-02	16MB-12FB
				112	1	202-256-02	12MJ-12MB-12MJT
				113	-	-	-
				114	4	202-298-02	16MP-12MJ
				115	2	202-244-02	16MP-16FP-16FPT
				116	3	202-264-02	16MP-16MJ
				117	-	-	-
				118	2	236-7880-02	4MJ-12FJ
				119	1	208-1045-02	4MJ-4FJX90
				120	1	202-288-02	12MP-12MJ
				121	1	202-955-02	8MJ-12MP
				122	1	202-926-02	20MP-16MJ
				123	1	236-5642-02	20MP-20MJ
				124	1	202-939-02	16FJX-16MJ-16MJT
				125	1	236-3307-02	16FJ-12MJ
				126	1	236-1033-02	16MB-16MJ
				127	1	208-1023-02	16MB-16MB
				128	1	236-8136-02	20MB-16MJ90
				129	1	202-950-02	12MJ-12MJ-12FJXT
				130	-	-	-
				131	1	202-205-02	12MJBH W/NUT
				132	1	202-217-02	12MB-8MJ
				133	1	236-5582-02	16MB-16MJ45
				134	2	202-201-02	8MJBH W/NUT
				135	1	202-204-02	12MJBH-12MP
				136	2	202-946-02	8MB-8MJ
				137	1	202-820-02	20MB-20MJ
				138	1	236-7821-02	24MB PLUG
				139	1	236-5654-02	4MP X 6 HOSE
				140	4	202-231-02	4MP-4FP90
				141	1	202-293-02	3RLA-4MP

HOSES			
ITEM	QTY.	PART NO.	DESCRIPTION
201	1	236-9304-04	12FJX-12FJX90S X 16.0"
202	1	236-8159-04	4FJX-4FJX X 46.0"
203	-	-	-
204	1	236-3605-02	12FJX-12FJXS X 20.5"
205	-	-	-
206	1	236-8150-04	12FJX-12FJX X 67.0"
207	1	236-7756-04	12FJX-12FJX90S X 40.0"
208	1	236-7754-04	12FJX-12FJX90S X 37.0"
209	1	236-8156-04	16FJX-16FJX90S X 140.0"
210	1	236-8158-04	8FJX-8FJX90S X 176.0"
211	-	-	-
212	1	236-8151-04	12FJX-12FJX X 142.0"
213	1	236-8153-04	16FJX-16FJX90S X 44.0"
214	1	236-7767-04	12FJX-12FJX X 36.0"
215	1	236-8157-04	20FJX90S-20FJX90S X 36.0"
216	1	236-7826-04	16FJX-16FJX90S X 226.0"
217	1	236-3363-02	8FJX-8FJX X 95.0"
218	1	236-8152-04	16FJX-16FJX X 74.0"
219	1	236-8289-04	4NPTF-4FJX X 12.0"
220	1	236-5637-04	4NPTF-4FJX90S X 26.0"
221	1	236-5638-02	4NPTF-4FJX90S X 30.0"
222	1	236-7773-04	2" HYD. SUCTION X 23.0"
223	1	236-3324-02	8FJX-8FJX X 24.0"
224	1	236-8228-04	3/16 FUEL HOSE X 74.0"
225	1	236-7928-04	-6 X 48.0"
226	1	236-7766-04	12FJX-12FJX X 48.0"



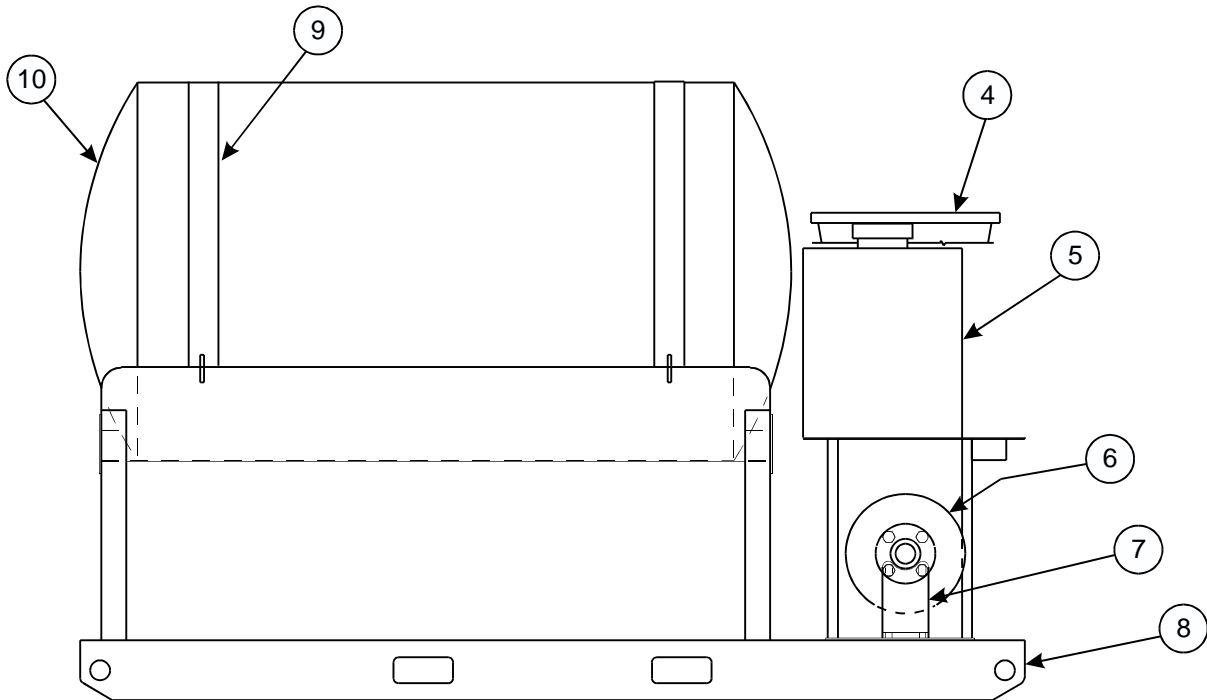
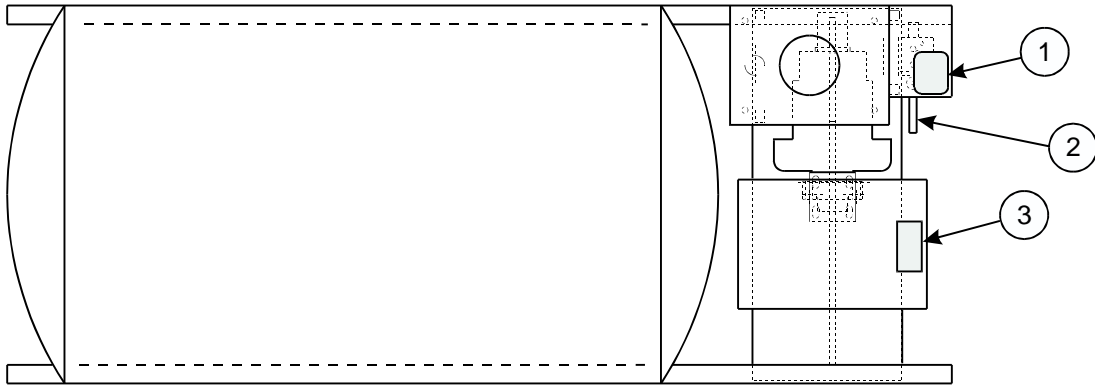
**Hydraulic Piping Assembly
w/ M0612 FMC Pump**

Hydraulic Piping w/ M0612 FMC Pump Parts List

PARTS LIST				FITTINGS			
ITEM	QTY.	PART NO.	DESCRIPTION	ITEM	QTY.	PART NO.	DESCRIPTION
1	1	202-011-02	COUPLING, 3/4" FEMALE	101	8	202-237-02	16MB-12MJ
2	2	202-015-02	COUPLING, 1/2" FEMALE	102	7	202-208-02	12MJ-12FJX90
3	2	202-014-02	COUPLING, 1/2" MALE	103	2	236-2294-02	12MJ-12FJX90(DRILLED)
4	2	202-043-02	O-RING, -8MB	104	4	236-2292-02	10MB-12MJ
5	1	202-041-02	O-RING, -12MB	105	2	202-921-02	4MP-4MJ
6	1	236-7569-04	WLDMT, MAIN PUMP FITTING	106	2	236-7965-02	4FJ CAP
7	1	236-7570-04	WLDMT, HYD. TANK FITTING	107	1	202-908-02	4MB-4MJ90
8	1	236-3104-02	VALVE, RELIEF	108	3	236-1067-02	4MB-4MJ
9	1	236-8225-02	VALVE, RELIEF	109	1	236-8055-02	4FJX-4MJT
10	2	236-3074-02	VALVE, FUEL	110	3	202-219-02	12MB-12MJ90
11	4	701-404-02	CLAMP, HOSE #4	111	1	208-1133-02	16MB-12FB
				112	1	202-256-02	12MJ-12MB-12MJT
				113	1	236-8147-02	4MJ-4MB-4MJT
				114	4	202-298-02	16MP-12MJ
				115	2	202-244-02	16MP-16FP-16FPT
				116	3	202-264-02	16MP-16MJ
				117	-	-	-
				118	2	236-7880-02	4MJ-12FJ
				119	1	208-1045-02	4MJ-4FJX90
				120	1	202-288-02	12MP-12MJ
				121	1	202-955-02	8MJ-12MP
				122	1	202-926-02	20MP-16MJ
				123	1	236-5642-02	20MP-20MJ
				124	1	202-939-02	16FJX-16MJ-16MJT
				125	1	236-3307-02	16FJ-12MJ
				126	1	236-1033-02	16MB-16MJ
				127	1	208-1023-02	16MB-16MB
				128	1	236-8136-02	20MB-16MJ90
				129	1	202-950-02	12MJ-12MJ-12FJXT
				130	-	-	-
				131	1	202-205-02	12MJBH W/NUT
				132	1	202-217-02	12MB-8MJ
				133	1	236-5582-02	16MB-16MJ45
				134	2	202-201-02	8MJBH W/NUT
				135	1	202-204-02	12MJBH-12MP
				136	2	202-946-02	8MB-8MJ
				137	1	202-820-02	20MB-20MJ
				138	1	236-7821-02	24MB PLUG
				139	1	236-5654-02	4MP X 6 HOSE
				140	4	202-231-02	4MP-4FP90
				141	1	202-293-02	3RLA-4MP
HOSES							
ITEM	QTY.	PART NO.	DESCRIPTION				
201	2	236-8160-04	12FJX-12FJX90L X 45.0"				
202	1	236-8159-04	4FJX-4FJX X 46.0"				
203	2	236-6834-04	4FJX-4FJX X 27.0"				
204	2	236-8173-04	12FJX-12FJX X 28.0"				
205	2	236-8175-04	12FJX-12FJX90S X 22.0"				
206	1	236-8150-04	12FJX-12FJX X 67.0"				
207	1	236-7756-04	12FJX-12FJX90S X 40.0"				
208	1	236-7754-04	12FJX-12FJX90S X 37.0"				
209	1	236-8156-04	16FJX-16FJX90S X 140.0"				
210	1	236-8158-04	8FJX-8FJX90S X 176.0"				
211	-	-	-				
212	1	236-8151-04	12FJX-12FJX X 142.0"				
213	1	236-8153-04	16FJX-16FJX90S X 44.0"				
214	1	236-7767-04	12FJX-12FJX X 36.0"				
215	1	236-8157-04	20FJX90S-20FJX90S X 36.0"				
216	1	236-7826-04	16FJX-16FJX90S X 226.0"				
217	1	236-3363-02	8FJX-8FJX X 95.0"				
218	1	236-8152-04	16FJX-16FJX X 74.0"				
219	1	236-8289-04	4NPTF-4FJX X 12.0"				
220	1	236-5637-04	4NPTF-4FJX90S X 26.0"				
221	1	236-5638-02	4NPTF-4FJX90S X 30.0"				
222	1	236-7773-04	2" HYD. SUCTION X 23.0"				
223	1	236-3324-02	8FJX-8FJX X 24.0"				
224	1	236-8228-04	3/16 FUEL HOSE X 74.0"				
225	1	236-7928-04	-6 X 48.0"				
226	1	236-7766-04	12FJX-12FJX X 48.0"				

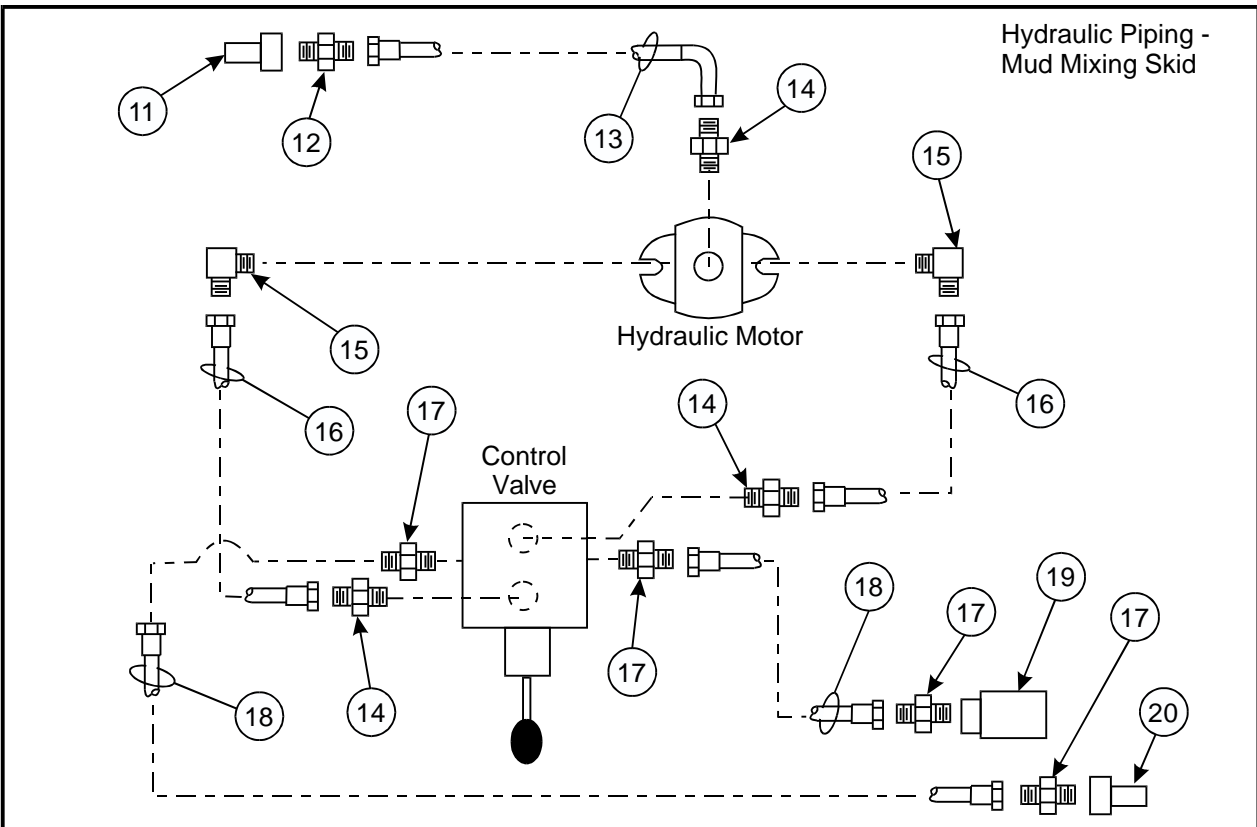
Section 3: Appendix

Mud Mixing Skid- Mission w/ Hyd. Drive

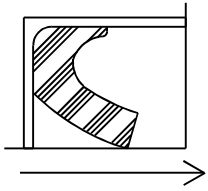


Mud Mixing Skid Parts List

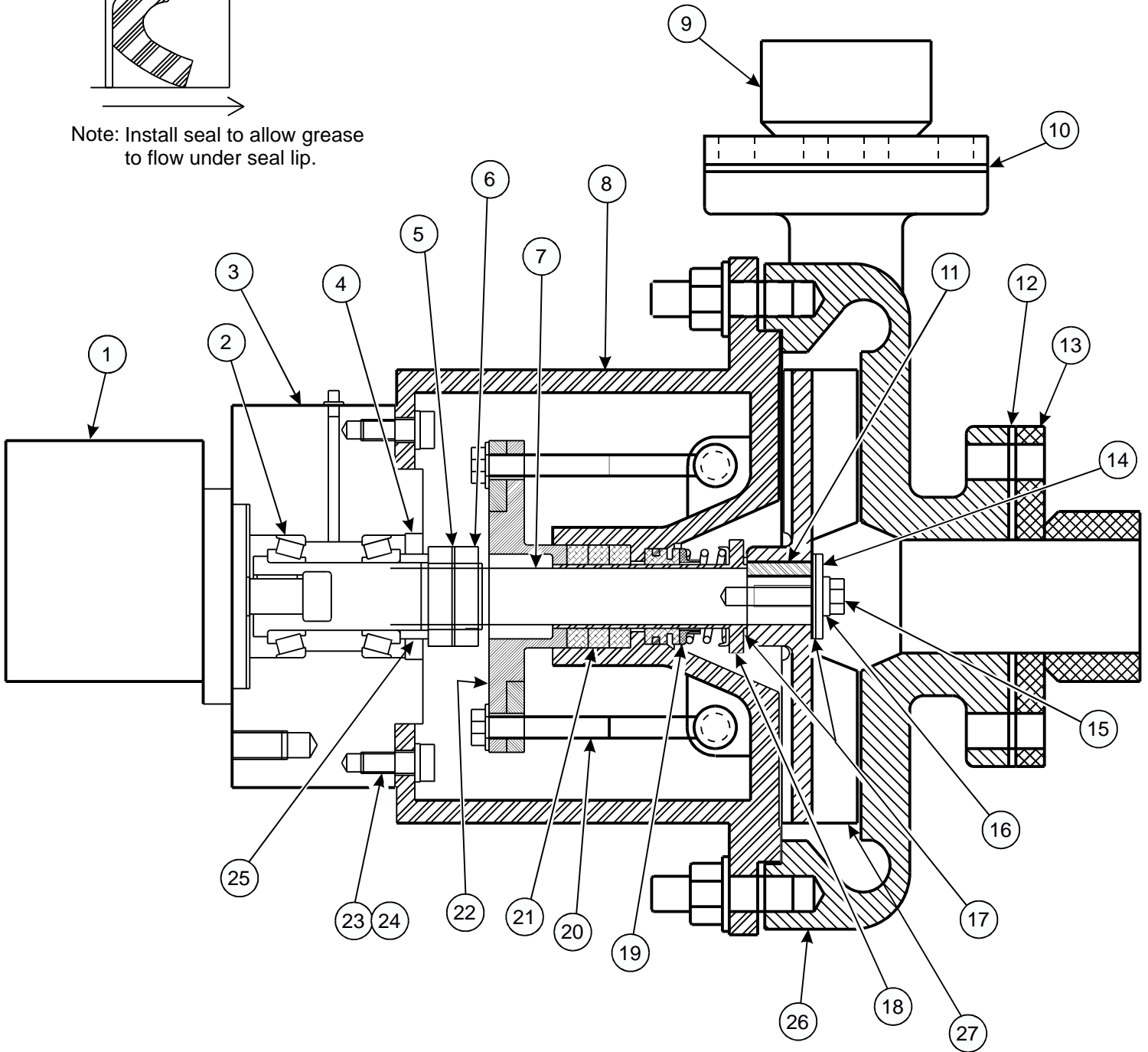
Item	Part Number	Description	Qty
1.....	236-7001-02.....	Decal, Mud Mixer.....	1
2.....	236-7878-02.....	Valve, Control.....	1
3.....	236-4429-02.....	Decal, Caution.....	1
4.....	236-5063-04.....	Weldment, Hopper.....	1
5.....	203-182-02.....	Tank, Anti-Freeze.....	1
6.....	236-7002-02.....	Pump, Mixing - Mission.....	1
7.....	236-7422-04.....	Mount, Pump - Hydraulic.....	1
8.....	236-7000-04.....	Frame, Skid - Mud Mixer.....	1
9.....	236-3574-02.....	Strap, Tank.....	1
10.....	236-6999-04.....	Tank, Plastic - Mud / Water.....	1
11.....	202-010-02.....	Coupler, Quick -3/4" Male.....	1
12.....	202-955-02.....	Fitting, 8MJ-12MP.....	1
13.....	236-7778-04.....	Hose Assembly - 8FJX-8FJX90S x 150".....	1
14.....	236-1784-02.....	Fitting, 6MB-8MJ.....	3
15.....	202-279-02.....	Fitting, 10MB-8MJ90.....	2
16.....	236-3324-02.....	Hose Assembly - 8FJX-8FJX x 24".....	2
17.....	202-946-02.....	Fitting, 8MB-8MJ.....	3
18.....	236-6063-04.....	Hose Assembly - 8FJX-8FJX90S x 144".....	2
19.....	202-015-02.....	Coupler, Quick - 1/2" Female.....	1
20.....	202-014-02.....	Coupler, Quick - 1/2" Male.....	1



Mixing Pump Assembly - Mission

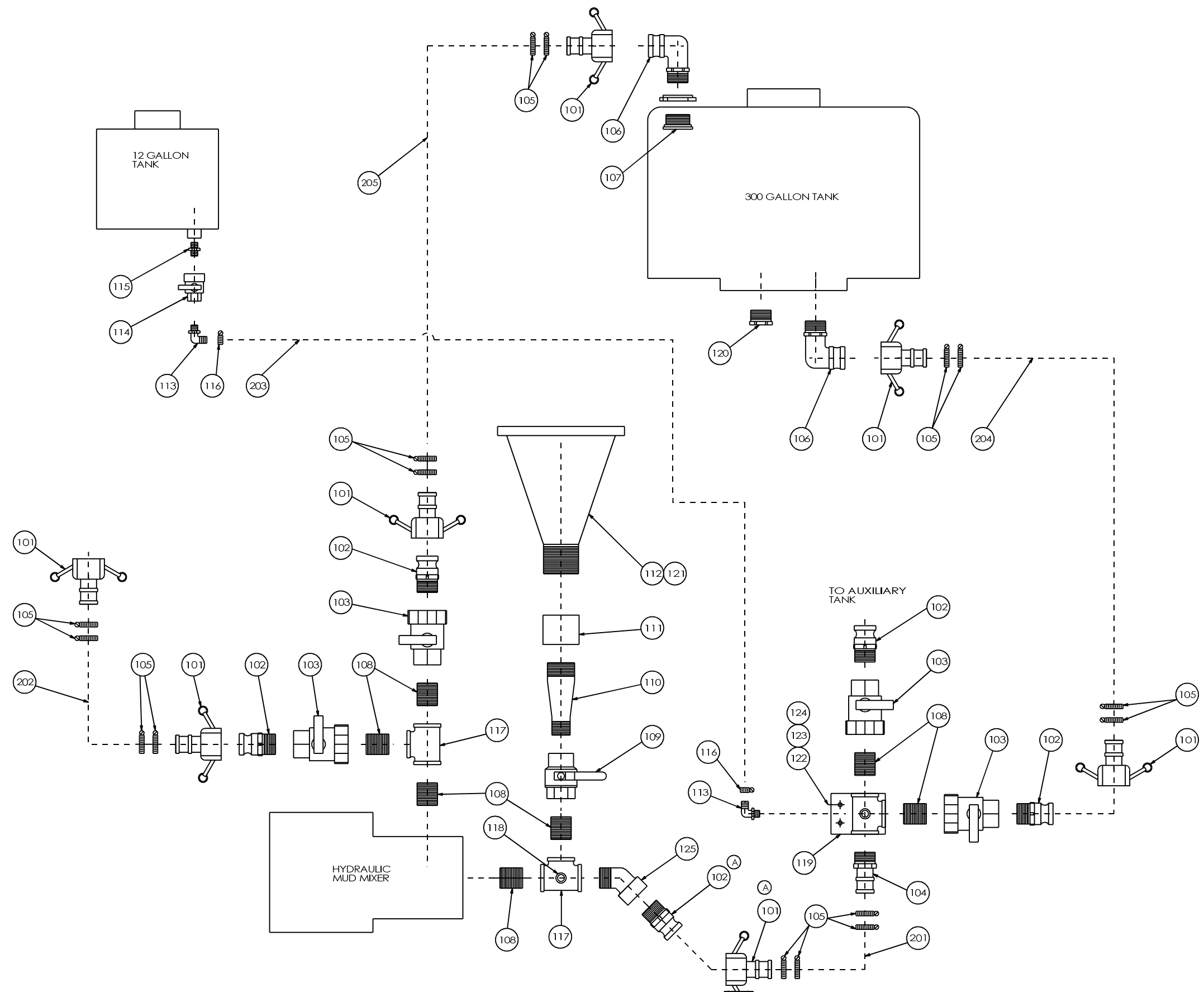


Note: Install seal to allow grease to flow under seal lip.



Mixer Pump Assembly - Mission Parts List

<u>Item</u>	<u>Part Number</u>	<u>Description</u>	<u>Qty</u>
1.....	236-7538-02.....	Motor, Hydraulic.....	1
ref.....	236-7708-02.....	Seal Kit.....	ref
2.....	236-5276-02.....	Bearing.....	2
3.....	236-5273-02.....	Adapter, Motor.....	1
4.....	236-5277-02.....	Seal.....	1
5.....	236-5279-02.....	Washer, Lock.....	1
6.....	236-5464-02.....	Nut, Bearing.....	2
7.....	236-5274-02.....	Shaft, Pump.....	1
8.....	236-5453-02.....	Adapter.....	1
9.....	236-5285-02.....	Flange, Discharge.....	1
10.....	236-5290-02.....	Gasket, Discharge.....	1
11.....	236-5446-02.....	Key, Impeller.....	1
12.....	236-5291-02.....	Gasket, Suction.....	1
13.....	236-5288-04.....	Flange, Suction.....	1
14.....	236-5444-02.....	Washer, Impeller.....	1
15.....	236-5442-02.....	Bolt, Impeller.....	1
16.....	236-5445-02.....	Seal, Impeller.....	1
17.....	236-5443-02.....	Gasket, Impeller.....	1
18.....	236-5447-02.....	Sleeve.....	1
19.....	236-5452-02.....	Seal, Mechanical.....	1
20.....	236-5441-02.....	Assembly, Gland Bolt.....	1
21.....	236-5448-02.....	Packing.....	1
22.....	236-5449-02.....	Gland, Packing.....	1
23.....	3816X1HB.....	Bolt, Hex - 3/8 NC x 1.....	4
24.....	38LW.....	Washer, Lock - 3/8.....	4
25.....	236-5275-04.....	Spacer, Seal.....	1
26.....	236-5469-02.....	Casing.....	1
27.....	236-5470-02.....	Impeller, 8".....	1

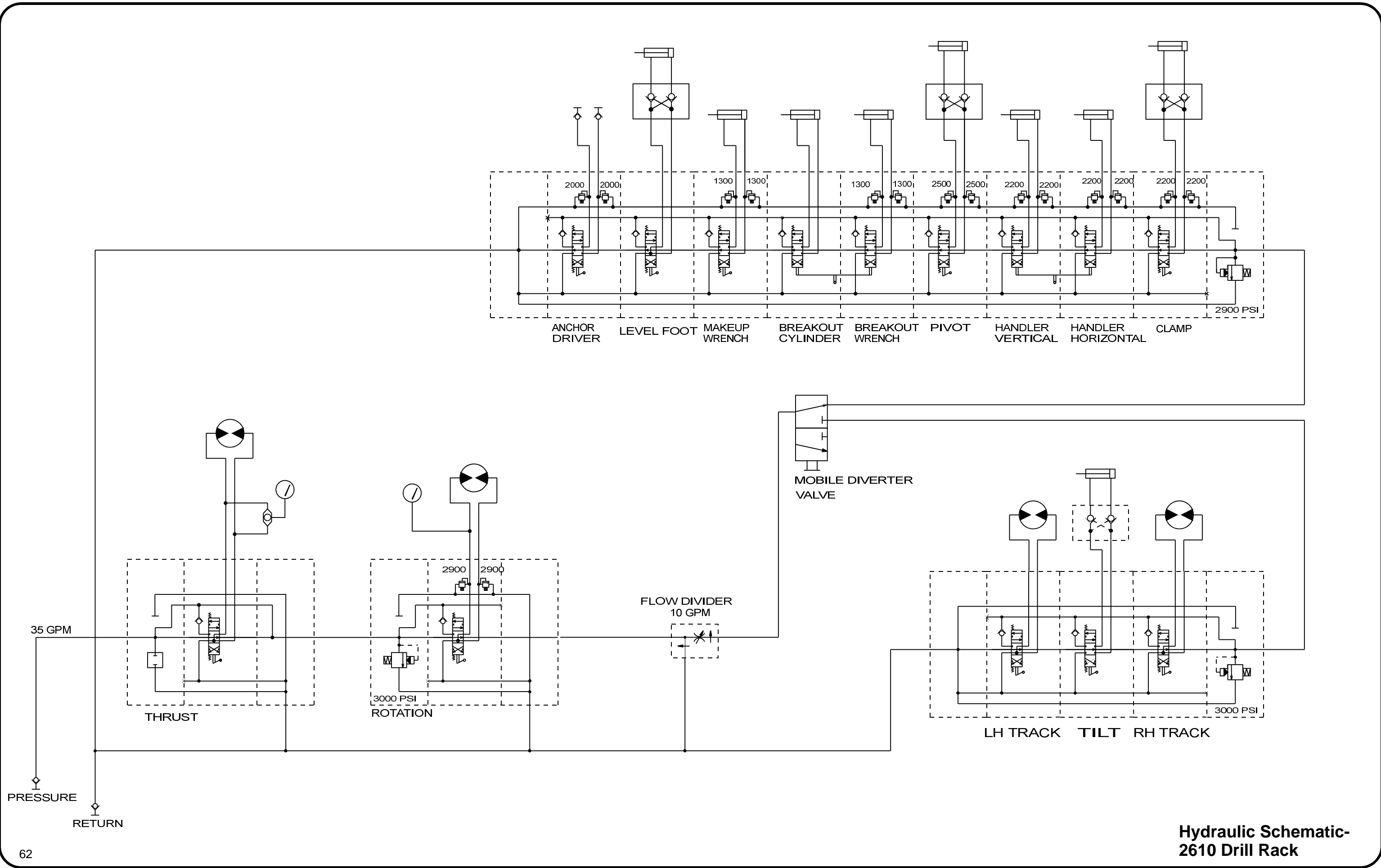


**Mud Mixer Piping Assembly
w/ Hydraulic Mud Mixer**

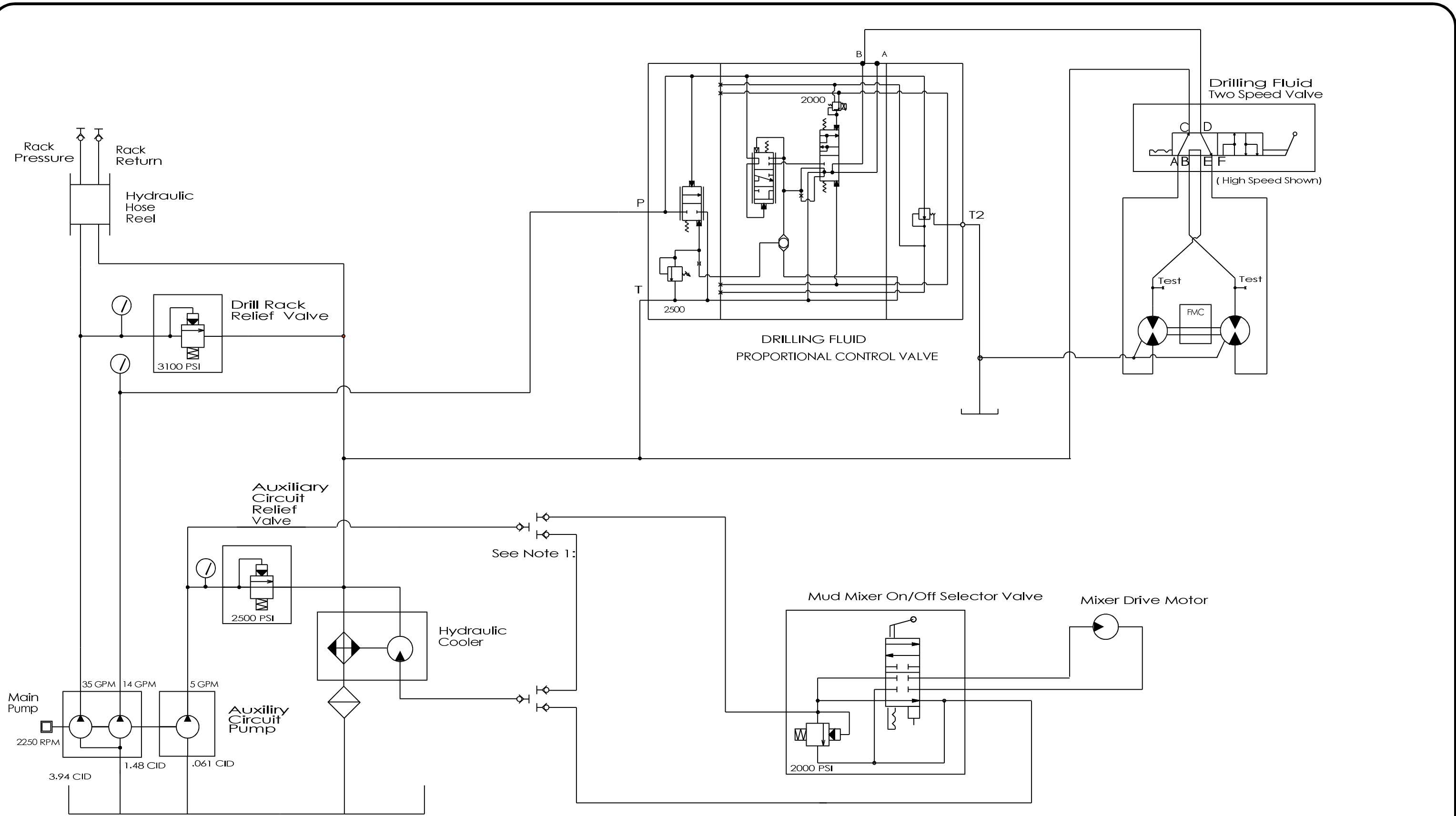
Mud Mixer Piping Assembly w/ Hydraulic Mixer Parts List

205	1	DWL4216	236-7326-03	HOSE,SUCTION 2" X 38" LONG	M
204	1	DWL4216	236-6028-03	HOSE,SUCTION 2" X 47" LONG	M
203	1	DWL1797	236-1797-04	HOSE,HEATER 3/4" X 53" LONG	M
202	1	DWL4216	236-8009-04	HOSE,SUCTION 2" X 180" LONG	M
201	1	DWL4216	236-8926-04	HOSE,SUCTION 2" X 30" LONG	M
ITEM	QTY	DRAWING NO	PART NO	DESCRIPTION	M/P

130	-	-	-	-	P
129	-	-	-	-	P
128	-	-	-	-	P
127	-	-	-	-	P
126	-	-	-	-	P
125	1	-	236-6743-02	STREET, ELBOW - 45	M
124	2	-	38HN	NUT, HEX - 3/8	P
123	2	-	38LW	WASHER, LOCK - 3/8	P
122	2	-	3816X114HB	BOLT, HEX - 3/8 X 1/14	P
121	1	DWL3524	236-3524-02	BUNGEE CORD, 9" RBR W/ METAL HOOK	P
120	1	DWL3513	236-3513-02	PLUG, 24 MP POLY	P
119	1	DWL8938	236-8938-04	WELDMENT, MOUNT - 2" NPT TEE	P
118	1	DWL7940	236-7940-02	FITTING, 1/2" NPT PLUG	P
117	2	DWL3756	236-3756-02	TEE, STEEL 2"	P
116	2	-	701-412-02	CLAMP, HOSE # 12	P
115	1	-	203-177-02	NIPPLE, 1/2 MP - POLY	P
114	1	-	203-178-02	VALVE, 1/2" BALL - POLY	P
113	2	-	203-181-02	ELBOW, 1/2" MP X 3/4" HOSE	P
112	1	DWL5063	236-5063-04	HOPPER, WELDMENT	P
111	1	DWL7979	236-7979-02	COUPLING, 3" STEEL - BLACK	P
110	1	DWL6156	236-6156-02	NIPPLE, 2" NPT X 3" NPT SWEDGE	P
109	1	DWL7978	236-7978-02	VALVE, 2" BALL-BRASS	P
108	7	DWL3755	236-3755-02	NIPPLE, 2" CLOSE	P
107	1	DWL3762	236-3762-02	PORT, 2" TANK	P
106	2	DWL3761	236-3761-02	ELBOW, MALE COUPLER	P
105	16	-	701-436-02	CLAMP, HOSE # 36	P
104	1	DWL3858	236-3858-02	ADAPTER, 2" MALE PIPE X 2" HOSE	P
103	4	DWL3758	236-3758-02	VALVE, BALL - 2" 2 WAY	P
102	5	DWL3757	236-3757-02	COUPLER, 2" MALE PIPE X 2" MNPT	P
101	7	DWL3760	236-3760-02	COUPLER, 2" FEMALE X 2" HOSE	P
ITEM	QTY	DRAWING NO.	PART NO.	DESCRIPTION	M/P

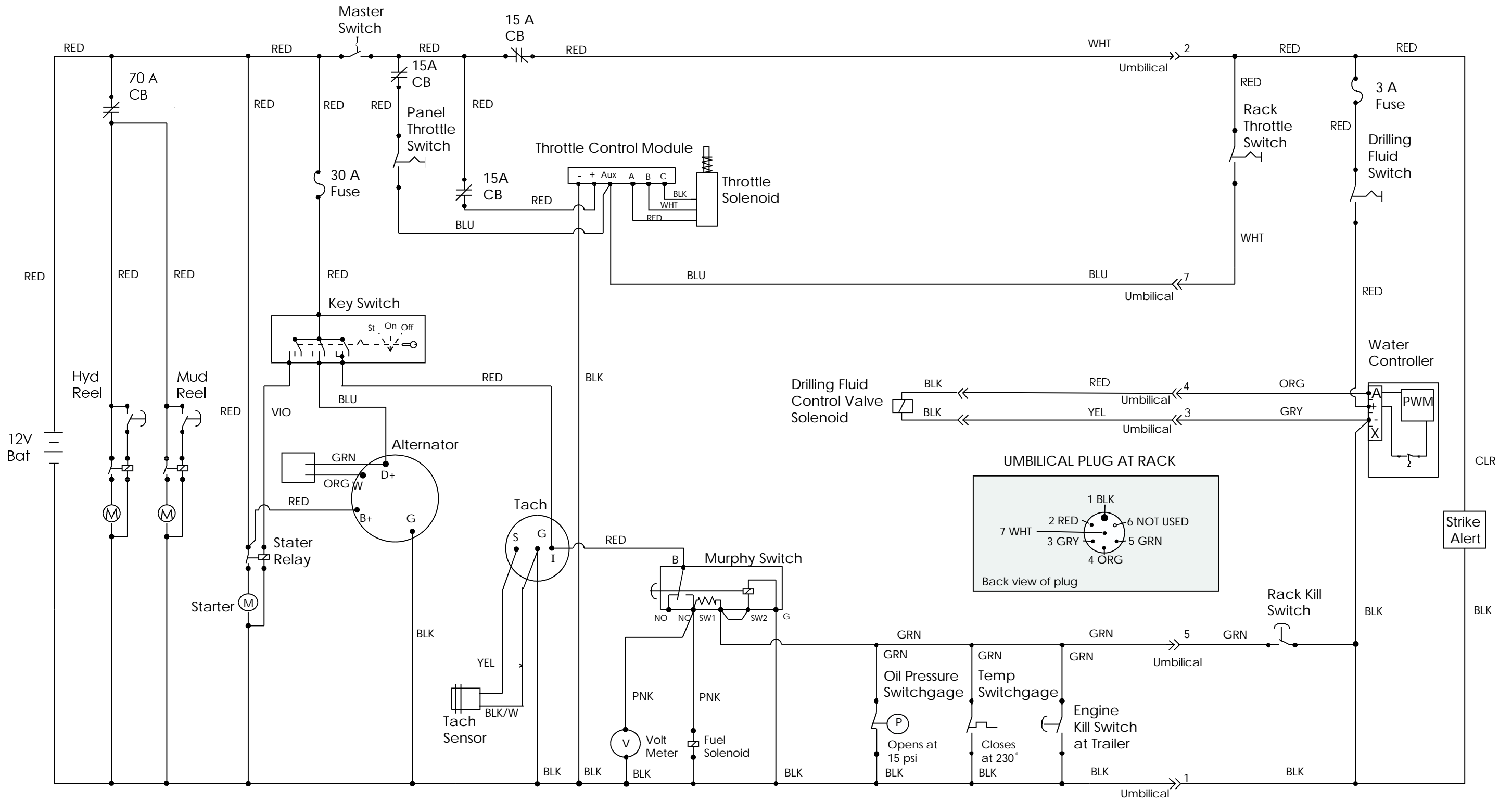


**Hydraulic Schematic-
2610 Drill Rack**

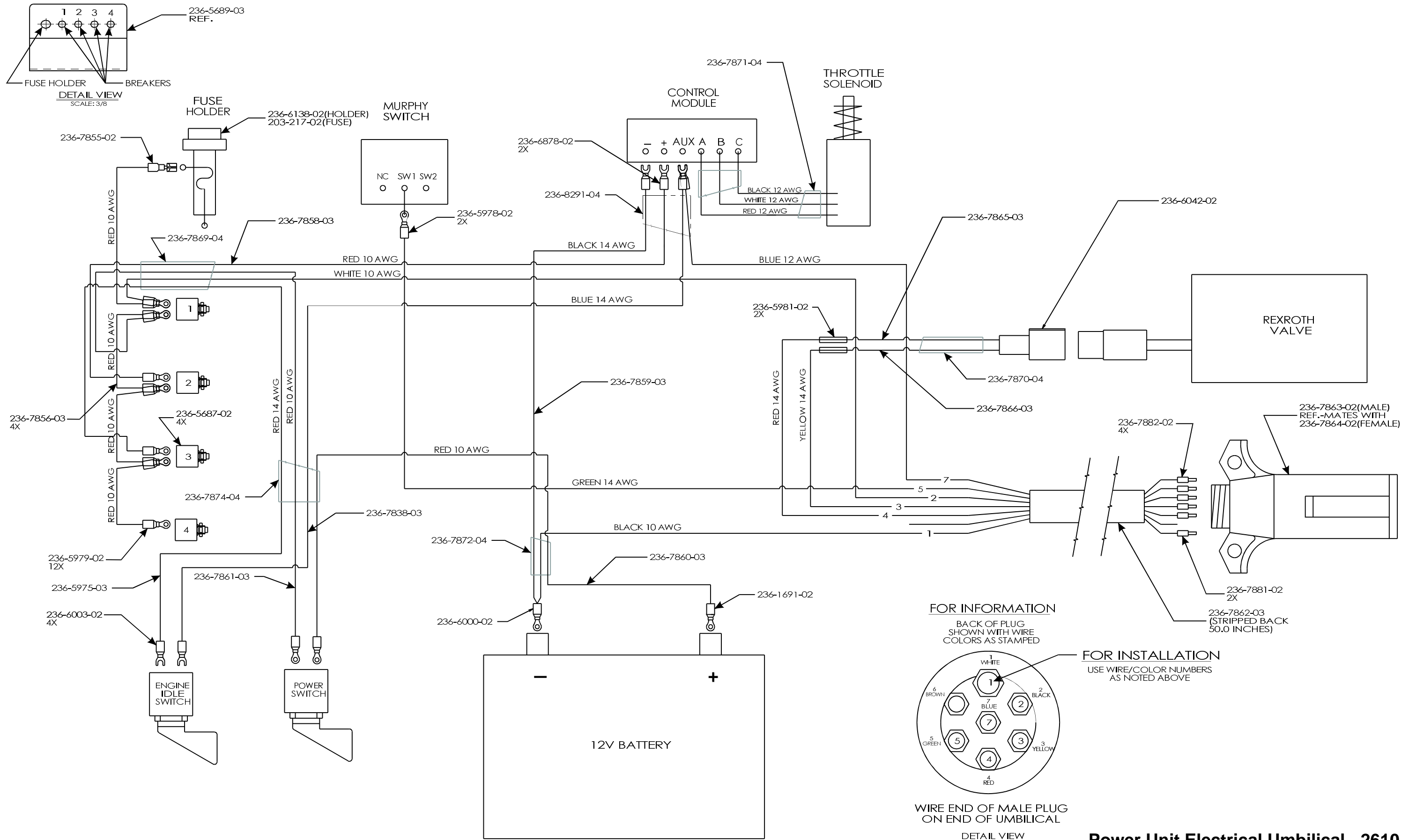


Note 1: Bypass hose used when unit is not equipped with or not using the Hydraulic Mud Mixer.

**Hydraulic Schematic
2610 Trailer**



Electrical Schematic - 2610



Power Unit Electrical Umbilical - 2610